

# The role of speed in the safe system

An ETSC Online Event | 23 May 2023



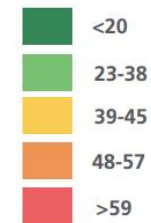
Jenny Carson  
Project Manager

# ETSC PIN PROGRAMME

- Experts from the 32 participating countries, including all EU Member States
- Annual report
- 44 PIN Flash reports
- PIN Talks

MAP 2:

Road deaths per million inhabitants in 2021



TOYOTA



Statens vegvesen



# 2,100

---

Lives could be saved each year if the average speed dropped by just 1km/h on roads across the EU

# 53%

---

Of all road deaths occur on roads  
outside urban areas (CARE database)

# Speed

**OBSERVED  
VEHICLE SPEEDS  
ABOVE THE  
SPEED LIMIT IN  
THE EU:**



FROM  
**35% TO 75%**  
ON URBAN ROADS



FROM  
**9% TO 63%**  
ON RURAL ROADS



FROM  
**23% TO 59%**  
ON MOTORWAYS

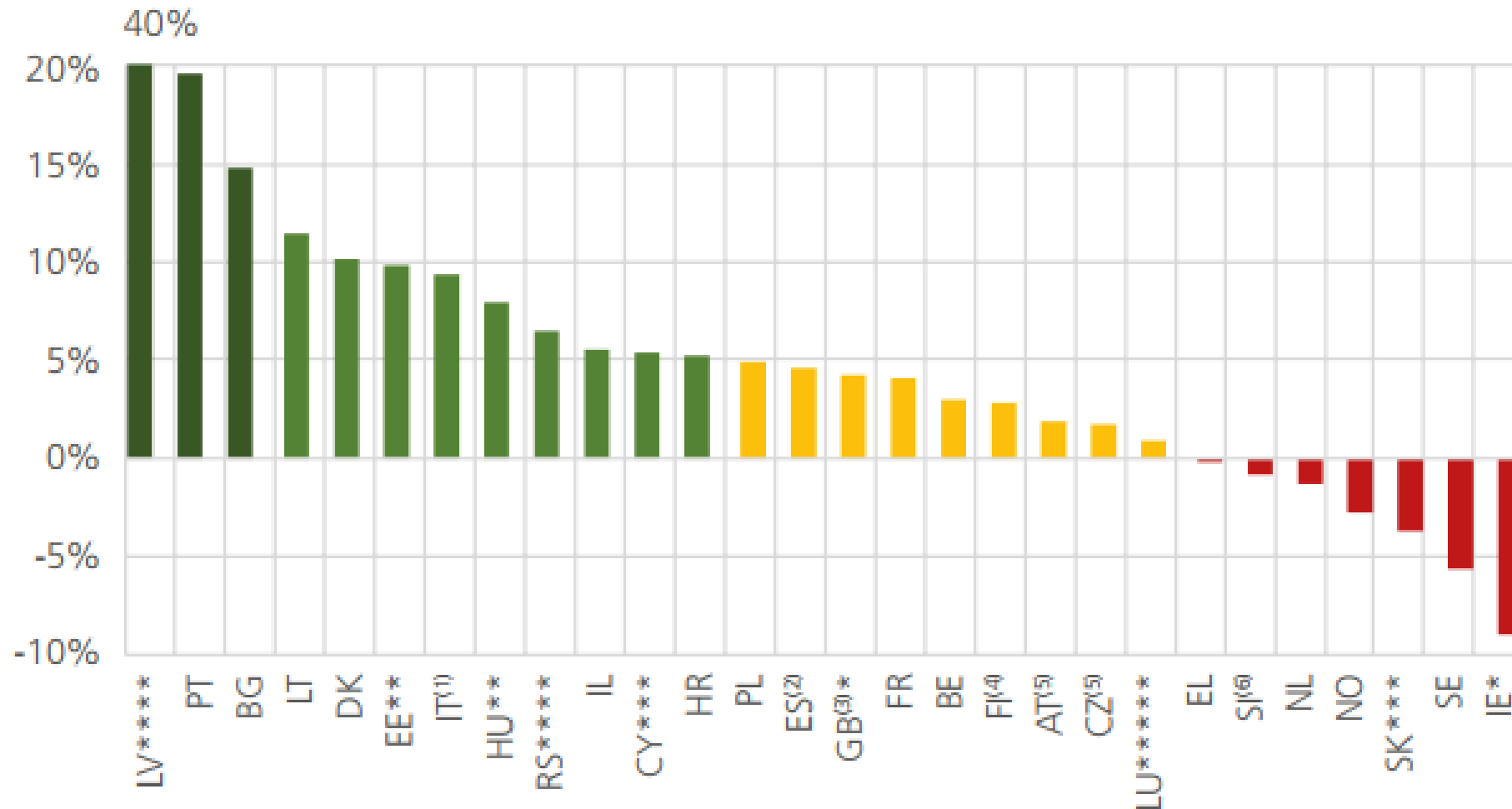
# Speed management

- Safe and credible speed limits
- Traffic calming, self-explaining/enforcing infrastructure
- Enforcement and Campaigns
- Vehicle technologies

# Setting safe speed limits

- 30km/h – urban roads
- 70 km/h - safe speed limit on rural roads without a median barrier
- 100 km/h – safe speed on rural roads with median and side barriers
- Speed limits of much of the road network in EU countries are higher than the protective quality of the road, roadside and vehicle designs allows

# Speeding tickets (2010-19)



Average annual change (in %) in the number of speeding tickets issued per 1000 population over the period 2010-2019



# Speeding tickets (2010-19)

	Yearly speed tickets per 1000 population													
	2020		2019		2018		2017		2016		2015		2010	
	Number of speed tickets	% by speed camera	Number of speed tickets	% by speed camera	Number of speed tickets	% by speed camera	Number of speed tickets	% by speed camera	Number of speed tickets	% by speed camera	Number of speed tickets	% by speed camera	Number of speed tickets	% by speed camera
AT <sup>(1)</sup>	560	n/a	671	n/a	603	n/a	593	87%	595	87%	578	86%	498	83%
LU	392	95%	480	96%	439	95%	428	95%	470	94%	n/a			
NL	366	99%	395	99%	452	99%	457	99%	470	99%	393	100%	501	98%
BE	352	n/a	354	n/a	330	n/a	300	n/a	293	n/a	288	n/a	246	n/a
LV	230	82%	243	83%	221	83%	167	72%	99	50%	68	31%	n/a	
IE	37	61%	28	55%	28	59%	31	70%	36	79%	47	81%	35	66%
NO	35	37%	34	41%	34	43%	33	52%	35	50%	33	52%	44	60%
DE	34	n/a												
SE	22	37%	17	48%	15	54%	14	51%	15	51%	17	50%	24	24%
EL	19	n/a	22	n/a	20	n/a	19	n/a	16	n/a	16	n/a	24	n/a

# Cross-border enforcement

	2015			2020		
	Number of automatically detected offences committed by non-residents	Proportion of followed up offences (the letter was sent to the owner of the vehicle after committing the offence)	Proportion of followed up offences that were paid	Number of automatically detected offences committed by non-residents	Proportion of followed up offences (the letter was sent to the owner of the vehicle after committing the offence)	Proportion of followed up offences that were paid
AT*	1,500,000	100%	65%	1,200,000	100%	65%
HU	64,755	100%	98%	115,241	100%	45%
LV	1,555	100%	62%	81,306	100%	52%
FR	3,023,349	60%	68%	1,789,215	100%	52%
SK	n/a			7,441	100%	100%
ES	272,098	36%	48%	128,610	90%	65%
IT <sup>(1)</sup> *	10,511	69%	17%	10,857	57%	11%
PT	34,839	70%	97%	46,720	38%	86%
NL	595,630	n/a		870,000	n/a	
PL*	133,057	n/a	18%	111,830	n/a	

# Cross Border Enforcement Directive - revision

- Strengthen the enforcement chain and adapt existing EU mutual assistance procedures to deal with cross border road traffic offences.
- CBE Portal.
- Extension of scope.
- Financial support for enforcement activities.
- Still needed: action to improve the enforcement of the main offences at a national level.

Union-Wide Driving Disqualification proposal



# Intelligent Speed Assistance



- GSR = ISA mandatory for all new vehicles (cars, vans, trucks and buses)
  - 2022 for new models / 2024 for current models
- Feedback to be provided through the accelerator control or audible warnings
- Default-ON
- Driver can switch it off or override one speed limit at a time.
- Review clause to adapt to technical progress. In the meantime, EuroNCAP will encourage manufacturers to improve on speed limit detection.

# Intelligent Speed Assistance

- Research estimates up to 30% reduction in road deaths
- Less noise, less pollution
- ISA helps drivers avoid speeding tickets!
- Vision Zero: moving away from blaming road users (who make mistakes), responsibilities shared with system designers.

# Infrastructure

- Speed limits should be supported by infrastructure measures to be safe and credible
- Self-enforcing roads employ engineering measures such as alignment, markings, road narrowing, rumble-strips, chicanes, and road humps.



Jaworzno improved road safety using EU funds

# SOLUTIONS FOR SAFER SPEEDS:



SAFE AND  
CREDIBLE SPEED  
LIMITS



SELF-EXPLAINING,  
SELF-ENFORCING  
ROADS



VEHICLES THAT HELP  
DRIVERS TO COMPLY  
WITH SPEED LIMITS



STRICTER  
LAWS



ROAD USER  
EDUCATION



EFFECTIVE AND  
FREQUENT TRAFFIC  
LAW ENFORCEMENT  
ACTIVITIES

# KEY RECOMMENDATIONS

## COUNTRIES:

Set annual targets for numbers of checks and compliance



Channel revenue raised from fines back into road safety work



Set up a demerit point system



Run large-scale enforcement actions, coordinated with publicity campaigns



## EU:



Revise the directive on cross-border enforcement to make sure fines are followed up

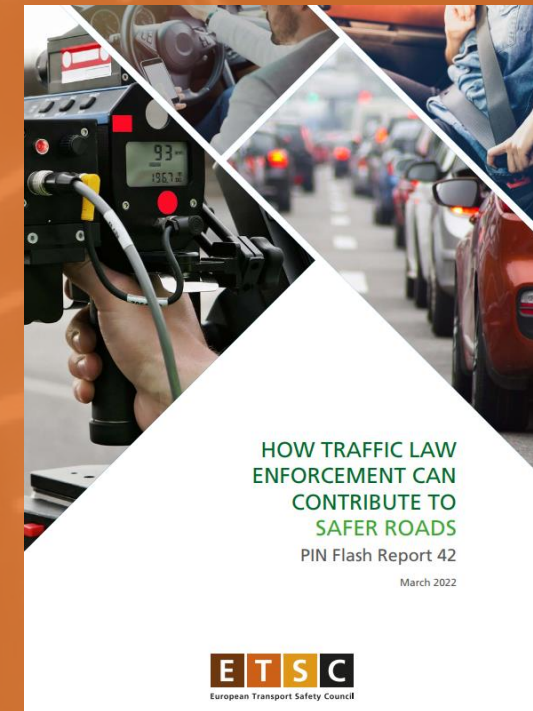




# THANK YOU!

**Jenny Carson**

**jenny.carson@etsc.eu**



[www.etsc.eu/pin](http://www.etsc.eu/pin)

 [@etsc\\_eu](https://twitter.com/etsc_eu)

