

How Traffic Law Enforcement Can Contribute to Safer Roads - PIN Flash report 31

PIN Talk

24 November 2016

Berlin

Dovile Adminaite
Project Officer

HOW TRAFFIC LAW ENFORCEMENT CAN CONTRIBUTE TO SAFER ROADS



Traffic offences covered

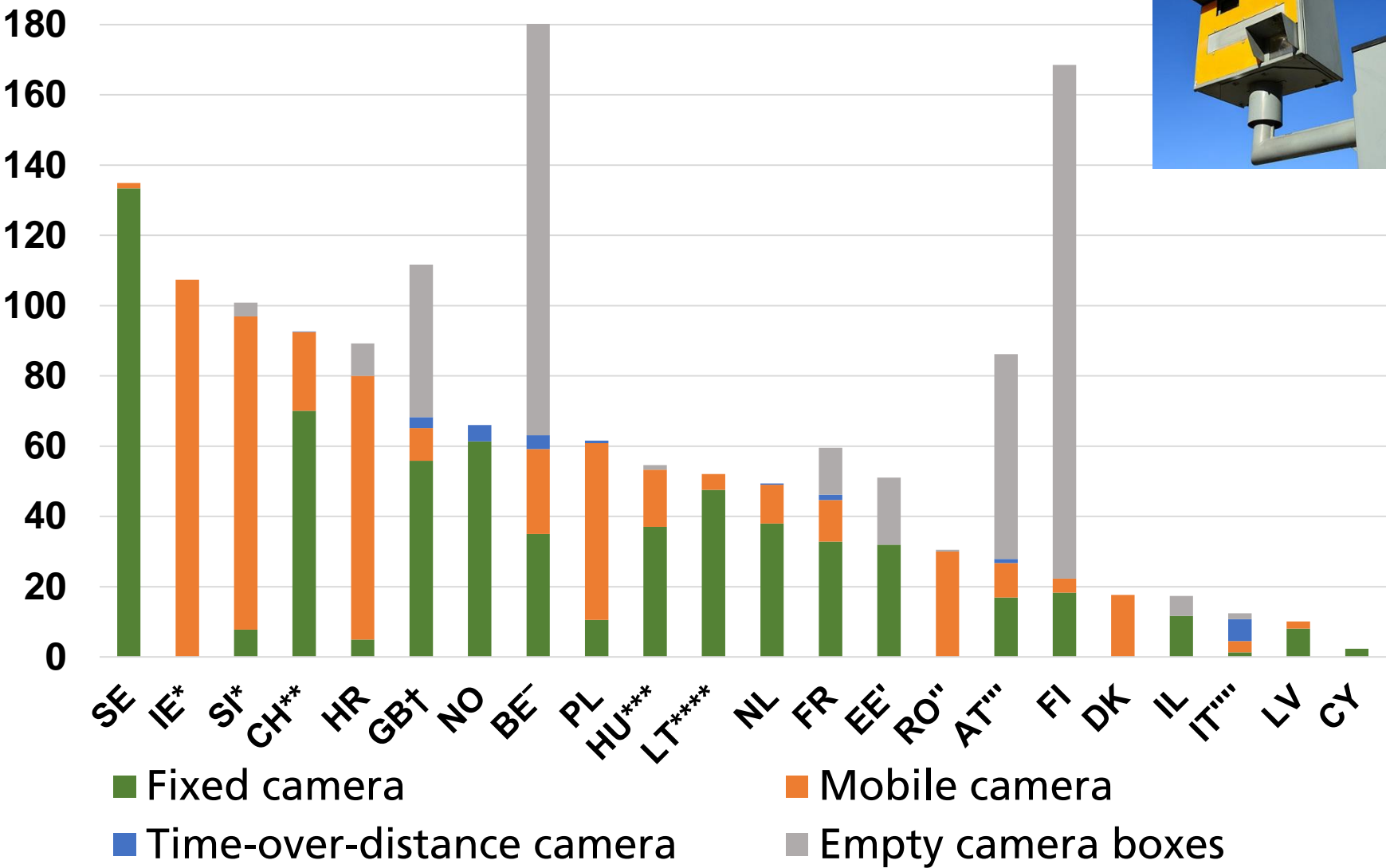
1. Speeding
2. Drink driving
3. Failure to use a seat belt
4. Illegal use of mobile phone



Effectiveness of enforcement

- ✓ Regular over a long period
- ✓ Unpredictable and difficult to avoid
- ✓ Highly visible and less visible activities
- ✓ Focus on traffic offences related to severe collisions
- ✓ Locations where violations are expected
- ✓ Follow-up by an effective and appropriate sanction
- ✓ Publicity

Number of cameras / 1000 inhabitants (2015)

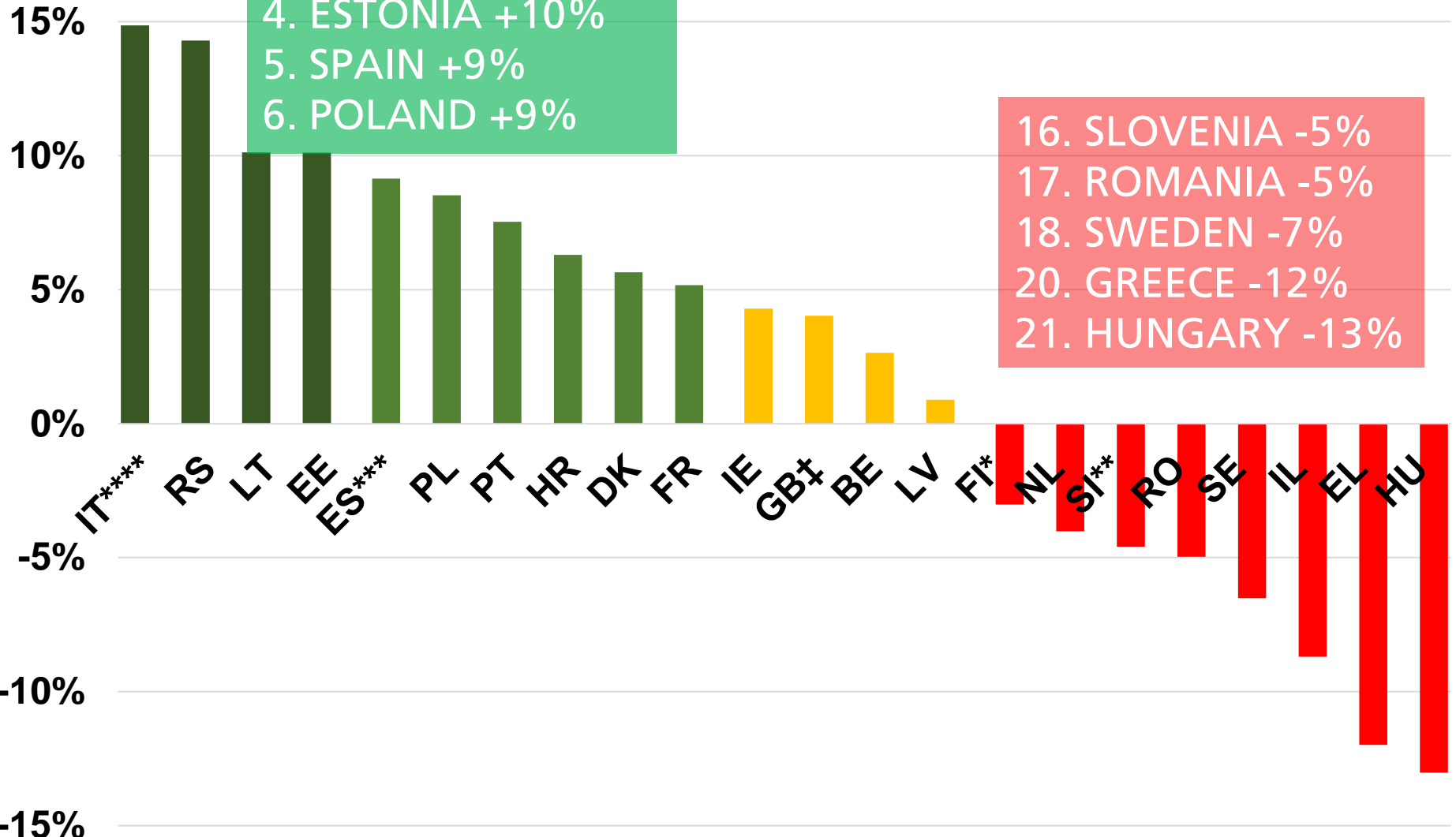


Annual change in speed tickets (2010-2015)



1. ITALY +15%
3. LITHUANIA +10%
4. ESTONIA +10%
5. SPAIN +9%
6. POLAND +9%

16. SLOVENIA -5%
17. ROMANIA -5%
18. SWEDEN -7%
20. GREECE -12%
21. HUNGARY -13%



Speeding tickets /1000 inhabitants (2015)

		<i>% by safety camera</i>
Netherlands	393	99.6%
Belgium	300*	<i>n/a</i> *2014
France	205	93%
Cyprus	108	29%
Estonia	102	66%
Finland	93	80%
Denmark	73	91%
Croatia	66	<i>n/a</i>
Lithuania	50	98%
Poland	50	17%



IE, SI, RO, RS, GB, HU, PT, SE 50 or fewer
DE data not available

How likely it is that you
will be checked for
respecting **speed limits***?



EU:

62%



36%

likely

very likely

Germany:

54%



25%

*European Survey of Road users' safety Attitudes
(ESRA), 2016

<http://www.esranet.eu/>

Drink Driving checks / 1000 inhabitants

	2015	2014	2013
Estonia	677	572	470
Poland	466	405	234
Finland	279	286	149
Austria	189	214	209
Slovenia	156	186	184
Greece	n/a	166	163
France	152	164	160
Hungary	135	124	121
Cyprus	135	138	146
Sweden	130	205	234
Romania	72	73	75
Ireland	71	86	96
GB	n/a	11	12



Not available in
 Belgium
 Czech Rep.
 Germany
 Denmark
 Croatia
 Luxembourg
 Latvia
 Netherlands
 Slovakia

How likely it is that you will be checked for **drink driving***?



EU:

40%



18%

Germany:

29%



8%

likely

very likely

*ESRA

Have you driven **after**
consuming alcohol in
the last year*? **YES**



EU:

31%

Germany:

30%

*ESRA

Have you driven **when you may have been over the legal BAC** in the last 30 days*?



EU:

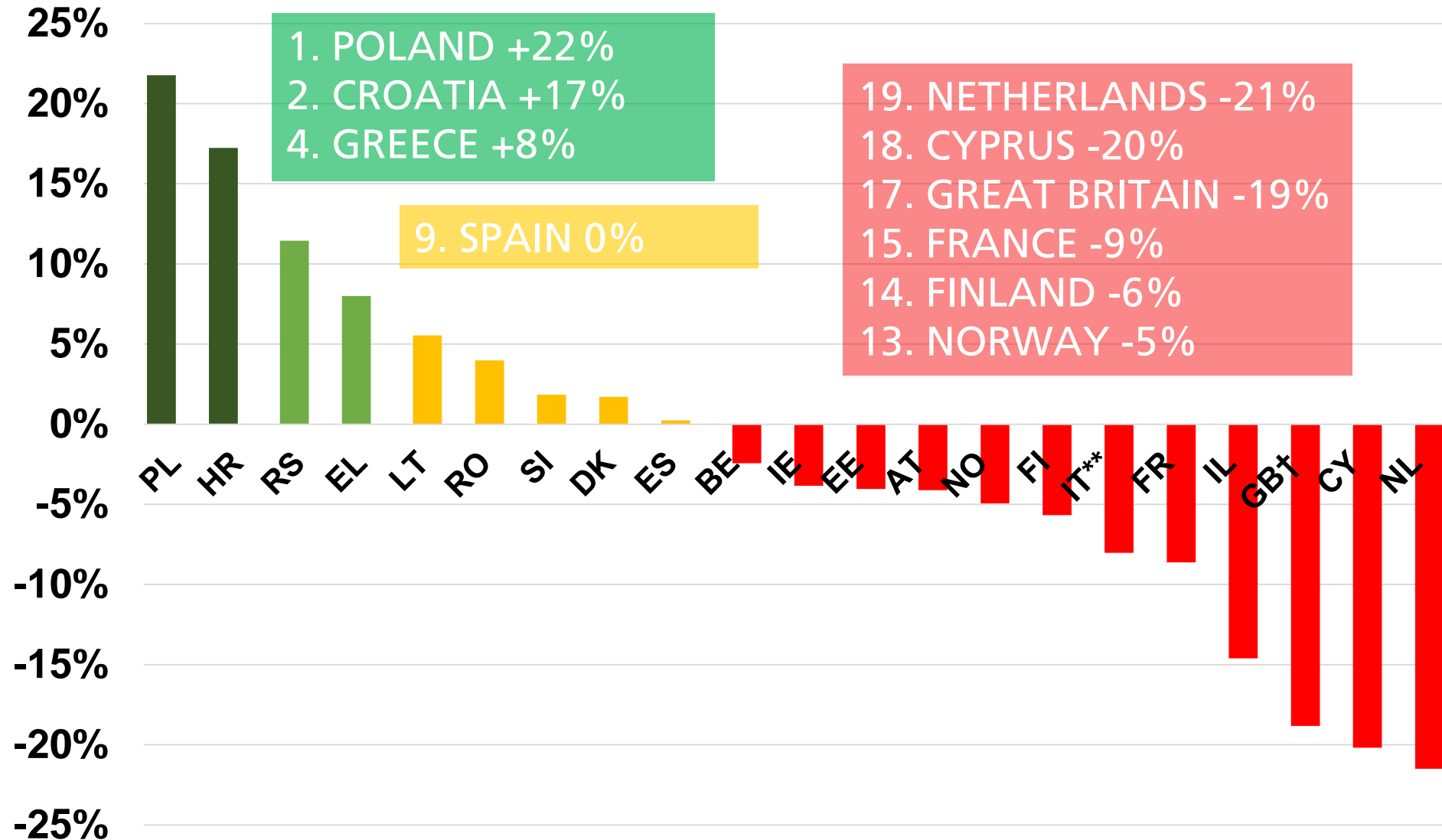
12%

Germany:

9%

*ESRA

Annual change in mobile phone tickets (2010-2015)



Mobile phone tickets per 1000 inhabitants (2010-2015)

	2015	2014	2013
Austria	12.7	15.4	16.3
Cyprus	12	11.3	14.1
Slovenia	9.6	11	9.4
Belgium	n/a	10.8	10.6
Croatia	9.2	9.5	7.5
Denmark	7.3	7.9	8.6
Lithuania	7.1	7.0	8.0
Ireland	6.2	6.6	6.3
France	5.2	5.7	6.7
Spain	n/a	4.3	4.1
Romania	3.6	3.9	4.2
Slovakia	3.6	n/a	n/a
Norway	3.4	3.4	3.6



Over **36%**



in the EU used a **hand-held mobile phone or read messages while driving** in the last year*

*ESRA

Cross Border Enforcement Directive

- ✓ Addresses non-resident offenders
- ✓ Aims for better traffic law compliance, improved road safety and equal treatment
- ✓ No obligation for a member state to follow up the offence
- ✓ Full implementation would save around 400 lives each year

Recommendations

- Increase/maintain human and financial resources for the Police to enforce traffic law
- Set national enforcement plans
- Collect and monitor the enforcement effort and the number of offences over time by violation type. Collect and monitor number of relevant fatal collisions to evaluate progress against objectives in the enforcement plans



Recommendations

- Each time a driver is stopped: check compliance with traffic law
- Set up transparent system for the allocation of revenues generated by fines and channel revenues back to road safety work
- Participate in TISPOL cross-border enforcement actions

Thank you!

dovile.adminaite@etsc.eu

www.etsc.eu/PIN