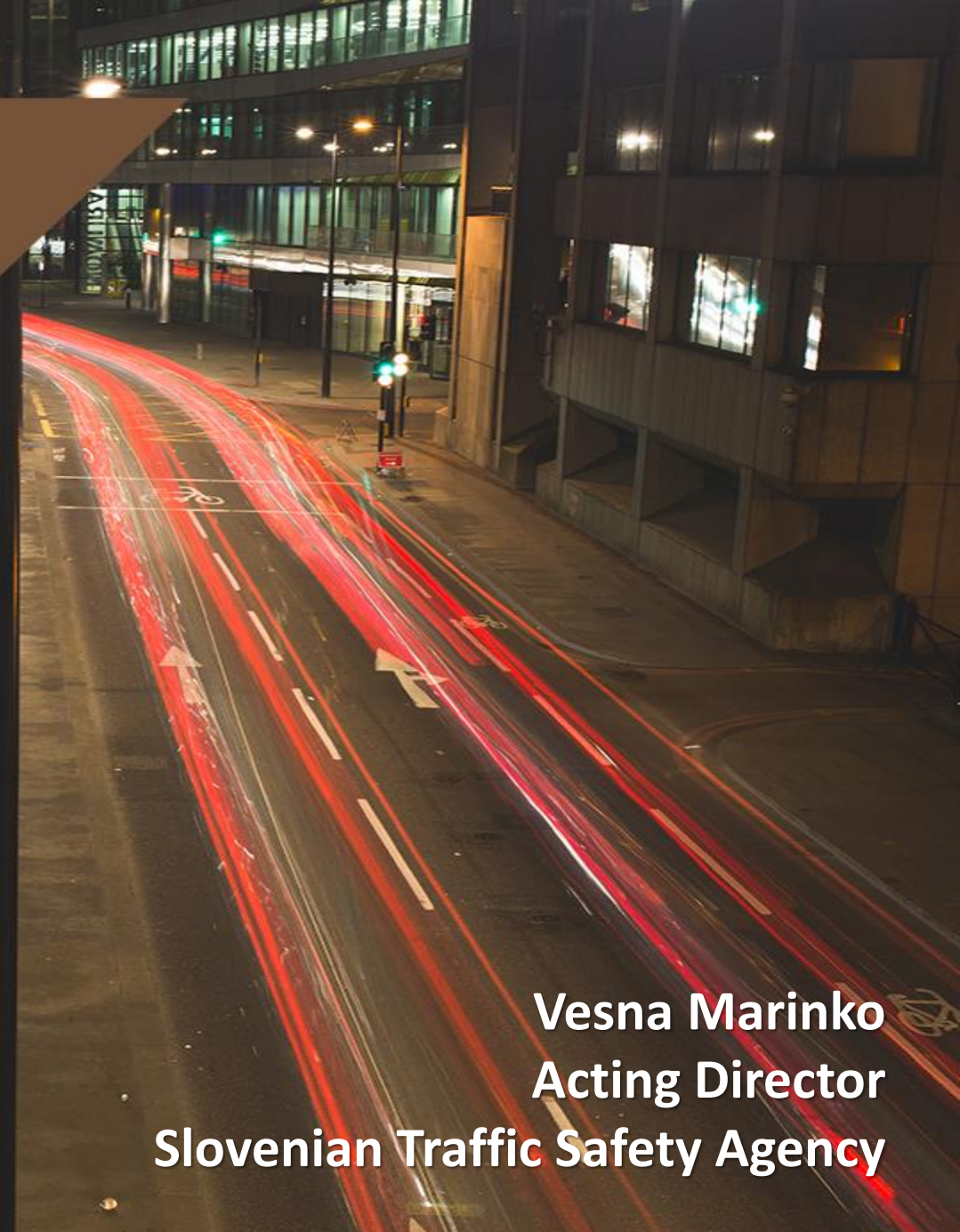


# Measures to combat drink driving in Slovenia



Vesna Marinko  
Acting Director  
Slovenian Traffic Safety Agency

July, 2019



**Slovenian Traffic Safety Agency is a central governmental institution for road safety, established by the Government of the Republic of Slovenia in 1 of September in 2010.**

**Agency`s mission is to reduce the worst consequences of road accidents.**

**Our tasks begin with road safety and include research and analytic work, preventive and educational programmes, expert tasks related to the national road safety programme, tasks related to drivers and vehicles.**

I FEEL  
SLOVENIA

**vozimo  
pametno**  
AGENCIJA ZA VARNOST PROMETA



Area

20.273 km<sup>2</sup>

Population

2.076.595

GDP/capita

22.182 EUR

Economic growth increased in the first quarter of 2019 – GDP grew by 3.20%

Number of vehicles (2018)

1.568.896 of which 1.154.026 (74%) of cars

Number of cars per 1000 of inhabitants (2018)

556

Number of fatalities in road traffic

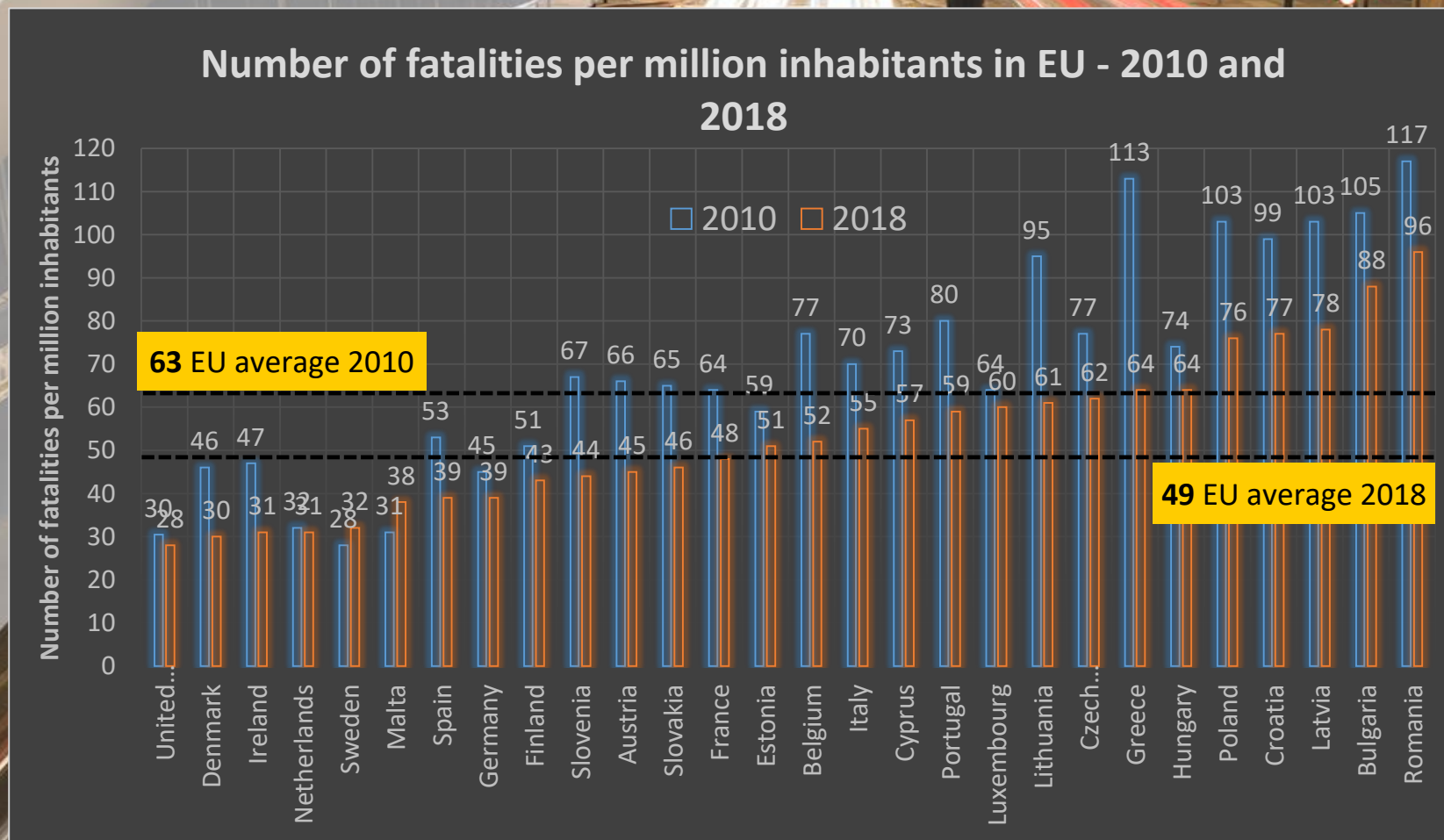
91 (2018)

Consumption of pure alcohol per capita

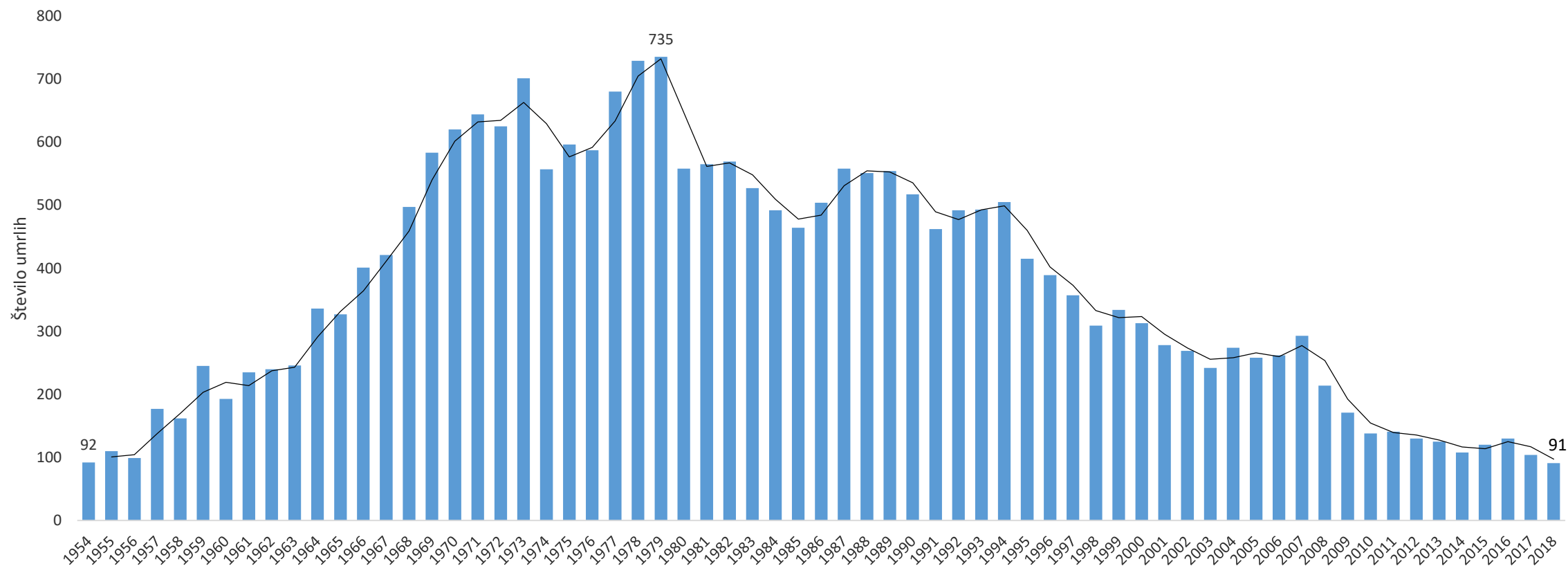
10,1 l (2017)



## ROAD SAFETY SITUATION IN SLOVENIA AND IN EU COUNTRIES



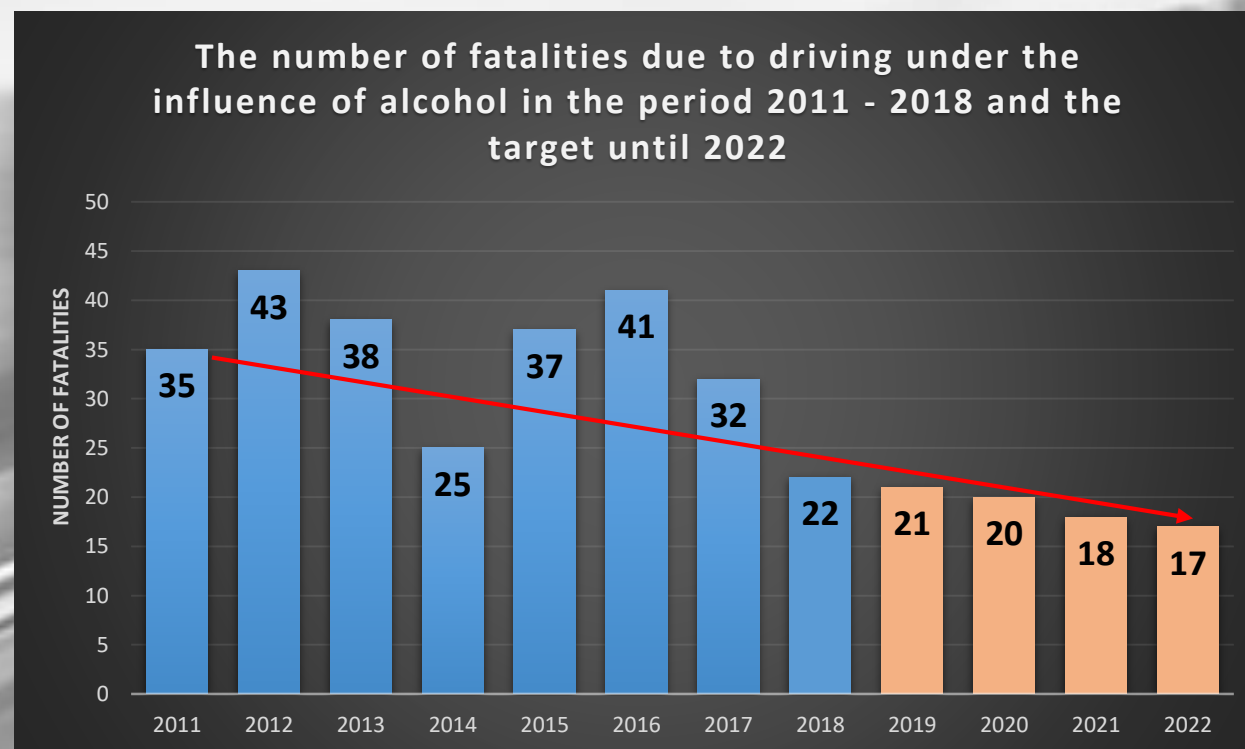
Number of fatalities in road accidents from 1954



## ROAD SAFETY SITUATION IN SLOVENIA – ALCOHOL RELATED ROAD ACCIDENTS

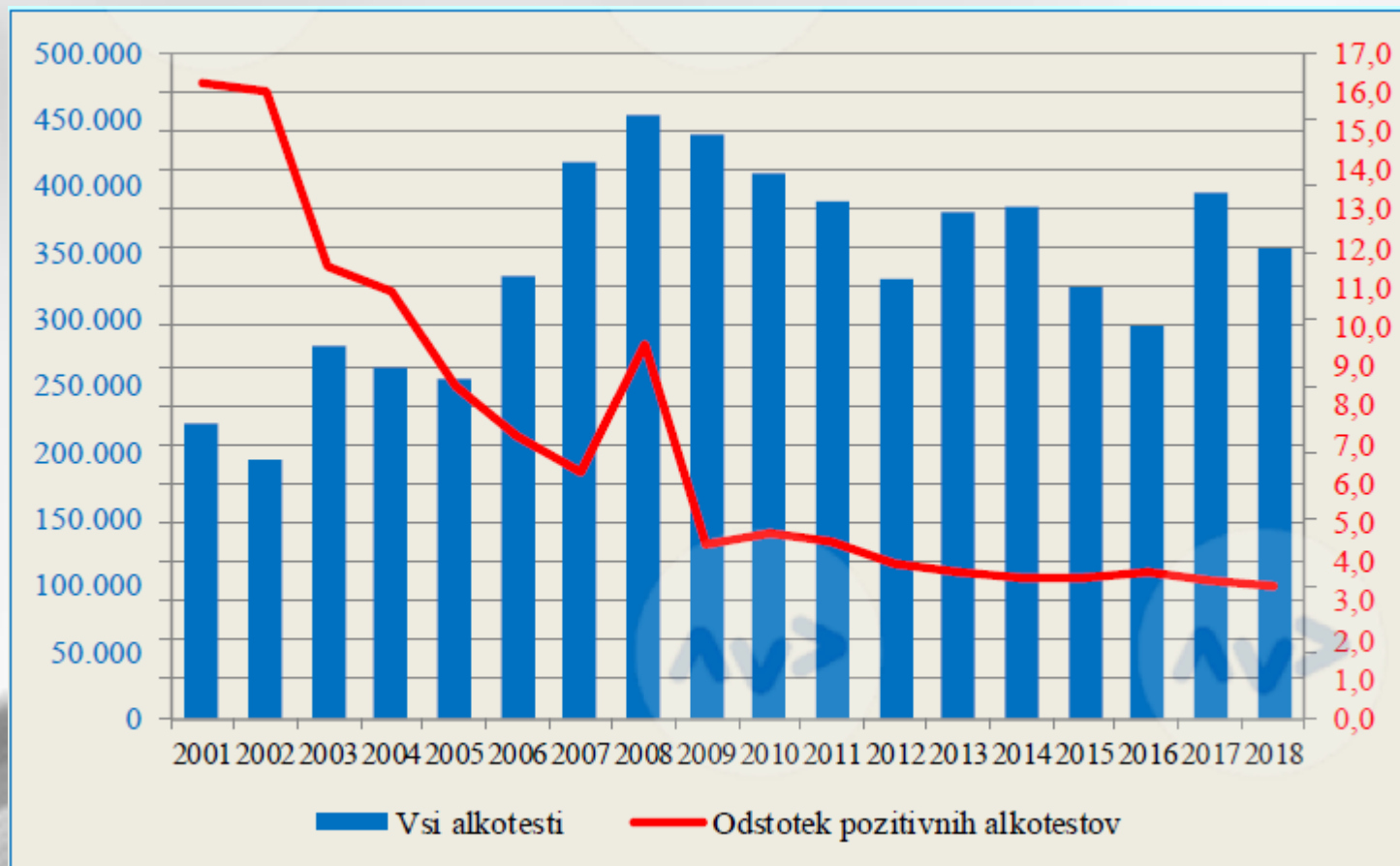
### National program of road safety for the period 2013 - 2022

TO REDUCE BY 50% THE NUMBER OF TRAFFIC ACCIDENTS WHERE THE SECONDARY FACTOR IS ALCOHOL, ILLICIT DRUGS OR OTHER PSYCHOACTIVE SUBSTANCES OR NOT MORE THAN 17 FATALITIES IN 2022



## ROAD SAFETY SITUATION IN SLOVENIA

Number of all alcotests and share of positive alcotests (2001 – 2018)



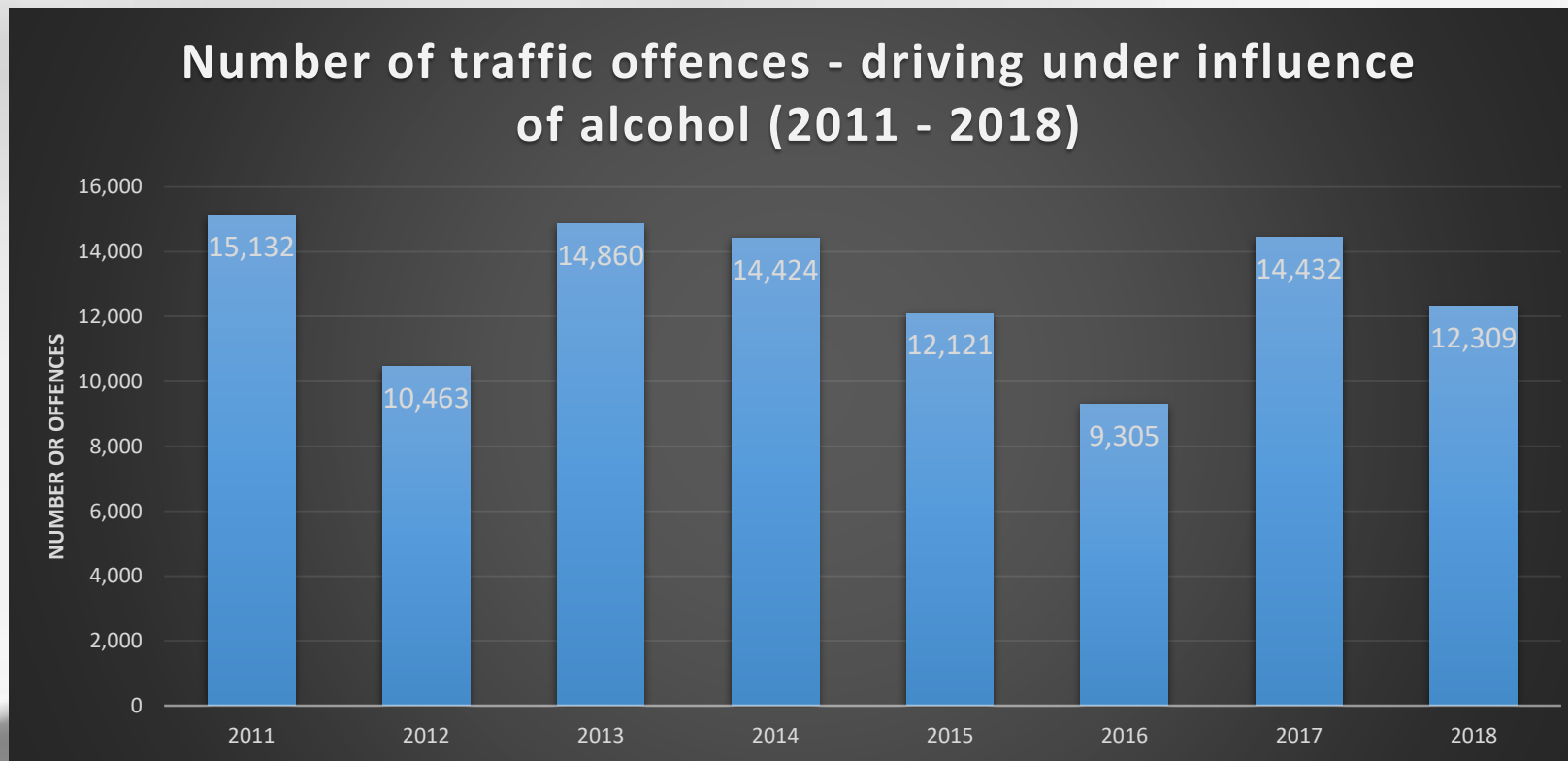
→ from 16% to 4%

## ROAD SAFETY SITUATION IN SLOVENIA – ALCOHOL TESTS

Type of measure		2014	2015	2016	2017	2018
Alcohol test ordered		377.507	321.885	293.822	394.971	352.119
Positive results		13.875	11.645	10.869	13.850	11.809
Share of 18positive results		3,68%	3,62%	3,70%	3,51%	3,35%
ILLCIT DRUGS	Medical exam for drugs	775	723	912	1.405	1.237
	Positive results	246	143	236	238	259
	Share of positive results	31,74%	19,78%	25,88%	16,94%	20,94%
	Refusal of medical exam	181	209	315	670	658
Number of detentions (ZPrCP)		465	310	331	360	299
Suspension of drivers licence		6.858	5.661	4.824	6.714	5.426
Number of road accidents causers		15.398	15.352	15.610	15.076	15.458
Number of drivers who caused road accident under influence of alcohol		1.527	1.514	1.872	1.529	1.490
Average level of alcohol concentration		1,45	1,44	1,44	1,44	1,40

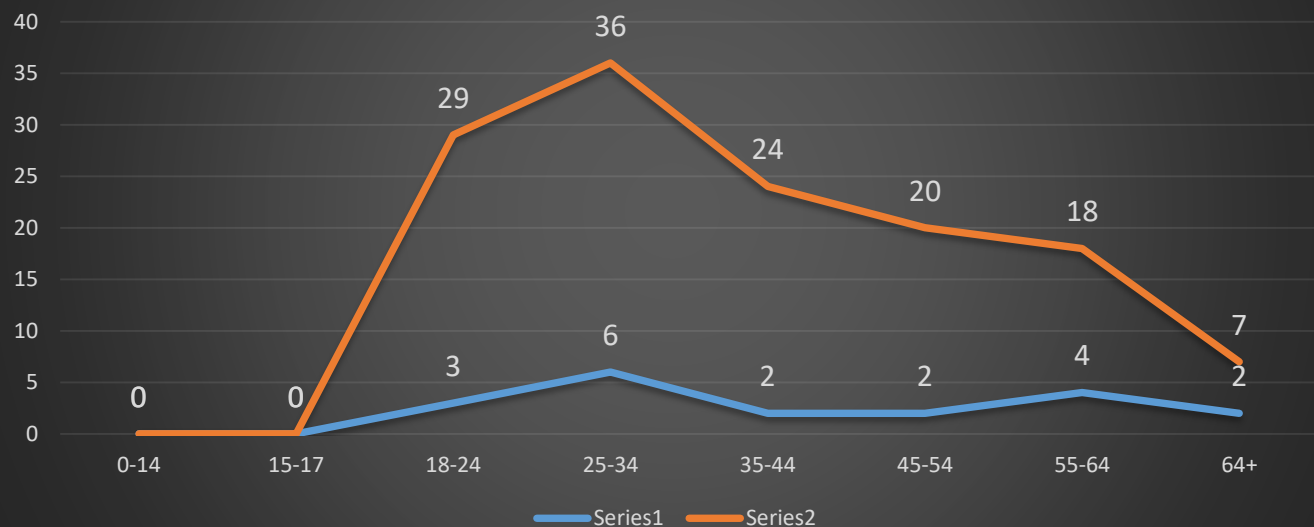


## ROAD SAFETY SITUATION IN SLOVENIA – NUMBER OF TRAFFIC OFFENCES DUE TO DRINK DRIVING

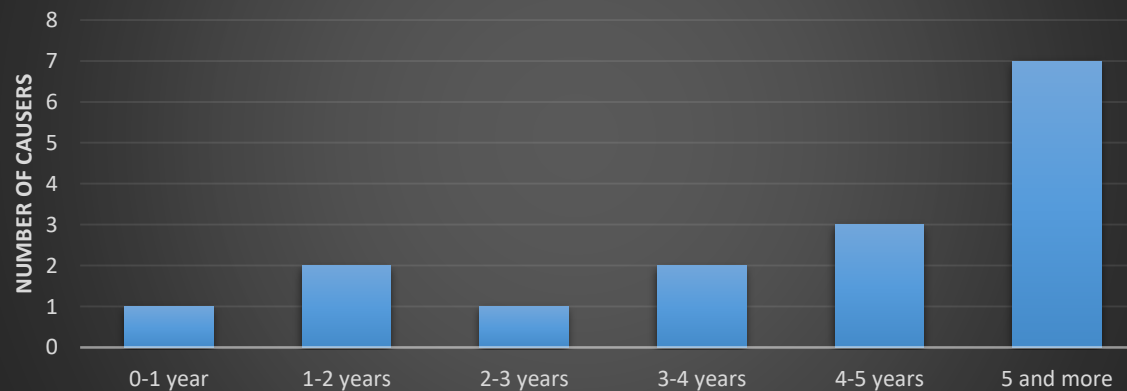


## ROAD SAFETY SITUATION IN SLOVENIA – YOUNG ROAD USERS AND ALCOHOL

Consequences of road accidents caused by driver under influence of alcohol (2018)



Validity of drivers license of causers of road accidents (with fatalities and severe injuries) (18-24 years of age)



## DEALING WITH ALCOHOL IN TRAFFIC BEFORE

- ❑ In 1947, we reduced the level of alcohol in Slovenia to 1.0 g/kg (‰)
- ❑ In 1950 the limit was reduced to 0.5 g/kg (‰)
- ❑ In 1965 we introduced a complete ban for professional drivers - 0.0 g/kg (‰)
- ❑ Since 2005, we have 11 groups of road users, who have a total ban on alcohol



## WHAT HAS SLOVENIA DONE IN RECENT YEARS

### ➔ Restrictions on the use of alcohol (alcohol policy) ➔ **PROHIBITIONS:**

- The sale and supply of alcoholic beverages to persons under the age of 18.
- To sell alcoholic beverages to persons showing obvious signs of alcohol abuse.
- To sell alcoholic beverages from automatic self-service devices.
- To sell alcoholic beverages between 9 pm and 7 am on the following day, except in catering establishments (bars, pubs, restaurants...) with a permit.

### ➔ **STRICTER SANCTIONS** (Act of Traffic Rules; Article 105; stricter penalties for drink driving in 2008 and 2010):

Sanction	Penalty (EUR)	PP	Side sanction
Up to and including 0.50 g/l BAC or 0.24 mg/l of breath and showing signs of behavioral disorder	300,00	4	
Up from 0.50 to 0.80 g/l BAC, or of 0.24 to 0.38 mg/l of breath	600,00	8	Possibility to undertake a medical examination with counselling– deleting of 4 penalty points.
More than 0.80 to 1.10 g/l BAC , or more than 0.38 to 0.52 mg/l of breath	900,00	16	Voluntary participation in the rehabilitation program for deleting 4 penalty points.
			Suspension of driver's licence and participation in the

## WHAT HAS SLOVENIA DONE IN RECENT YEARS



- Rehabilitation programs:
  - ❖ Medical exam with consultation
  - ❖ Educational workshops
  - ❖ Psychosocial workshops
  - ❖ Medical programs for addiction treatment

### **Participant's attitudes and excuses:**

- *I did not feel drunk - otherwise I would not drive.*
- *They just waited for me in front of the bar - someone called them and they stood in front of the bar...*
- *They stopped me right next to the house, and I was just at home.*
- *I drove on the side road.*
- *I accidentally drove, I did not intend - an emergency, instead of a friend ...*
- *I didn't want to drink alcohol, it happened, and I had a car just there ...*

### **SITUATION:**

- *Celebrations*
- *Sport and sports activities*
- *Hang out with friends - in free time*
- *At work and after work*

## WHAT HAS SLOVENIA DONE IN RECENT YEARS



- Preventive activities and media campaigns with clear message that alcohol is unacceptable in traffic

- Preventive events
- Expert conferences
- Round tables



- Implementation of educational and preventive programs in primary schools and in high schools
- Police enforcement (breath alcohol testing)
- Informing public about medical examinations and rehabilitation programs
- Records of repeated traffic offenders





# PUBLIC OPINION ON ALCOHOL IN TRAFFIC

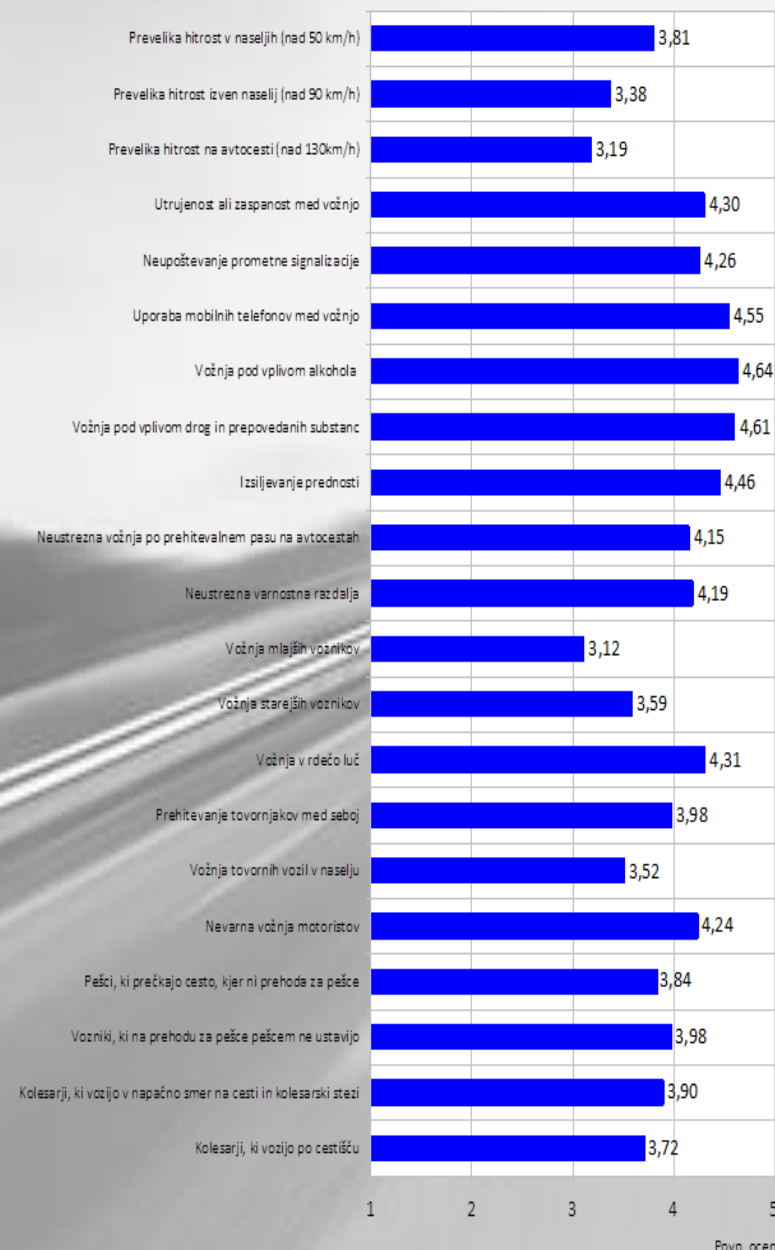
Time of study: May 2017  
Number of respondents: 1.500

## The biggest problems for the respondents are:

- Drivers under influence of alcohol (rating 4,64)
- Drivers under influence of illicit drugs and other psychoactive substances (rating 4,61)
- Using mobile phones while driving (rating 4,55)

## Respondents generally support proposed measures:

- 52% of respondents supports the measure that legal limit of alcohol is reduced to 0.0 g/kg
- 80,5% of respondents supports the installation of alcolocks for the drivers who were driving under the influence of alcohol
- 90,1% of respondents support the installation of alcolocks for the professional drivers



JAVNA AGENCIJA  
REPUBLIKE SLOVENIJE  
ZA VARNOST PROMETA

## WHAT HAS SLOVENIA DONE IN RECENT YEARS

- ***NEW!! National preventive campaign ALCOHOL, DRUGS and PSYCHOACTIVE SUBSTANCES***

### STUDY (2016): Driving under influence of illicit drugs in Slovenia

- As many as 8% of the respondents have been already behind the wheel under the influence of drugs. Every third one does it regularly!
- Most common drugs among Slovenian drivers are: **marijuana**, **cocain** and **amphetamines**.
- **There were two times more refusals of medical exams in case of traffic offence** (in 2017 compared to 2016).
- **Drugs are completely unacceptable in traffic, as they have a strong impact on driving skills.** Like alcohol, drugs also affect perception, anticipation, judgment, and deciding and finally implementing appropriate behavior.
- Consequences on Slovenian roads due to drug-related driving in 2017:

**5 fatalities, 23 severely injured, 50 slightly injured**

## WHAT HAS SLOVENIA DONE IN RECENT YEARS

### Activities to tackle driving under influence of illicit drugs:



*Preventive events*



*Expert round tables*



*Workshops in high schools*



*New preventive materials „Be cool, don't drive high“*



*1000 additional tests for illicit drugs „Drugwipe“*

- raising awareness in media (press conferences, press articles),
- new activities on social networks



# Road safety conference: With systematic approach to prevent driving under the influence of alcohol



June 2019, Ljubljana, Slovenia

Main purpose was:

- Professional discussion on preventing drink driving
- Exchange of views
- Examples of good practise

- **DRINK DRIVING LEGISLATION NOT STRICT ENOUGH**
- **ALCOHOL REDUCES ABILITY TO DECIDE, REACT AND CONCENTRATE**
- **FUTURE DRIVERS LIVE IN AN ENVIRONMENT WHERE ALCOHOL IS TOO ACCESSIBLE**

## ROAD SAFETY CONFERENCE

Present at the event:

- Executive director of the European Transport Safety Council,
- Slovenian Minister of Infrastructure,
- Slovenian Minister of Interior,
- Slovenian Minister of Health,
- Slovenian Minister of Justice,
- Acting Director of Slovenian Traffic Safety Agency.



### MAIN CHALLENGES

- MONITORING
- SAFE INFRASTRUCTURE
- NEW AUTOMOBILE TECHNOLOGIES
- YOUNG DRIVERS EDUCATION

PROPOSAL TO REDUCE THE ALCOHOL LIMIT IN ROAD TRAFFIC??

# In the next years

- ✓ **Amendment of the legislation:**
  1. Rules on Educational and Psychosocial Workshops
  2. Rules on medical examinations
- ✓ **Renovation of rehabilitation programs::**
  1. Extension of educational workshops for 8 hours (2x 4 hours)
  2. Measures for **repeat** traffic offenders (interlock?)
  3. Different programs for drug addicts
- ✓ **Evaluation of rehabilitation programs** → evaluation among participants of rehabilitation programs
- ✓ **Police enforcement** (focused on drivers under influence of alcohol and illicit drugs),
- ✓ **Preventive campaigns:**
  1. Media awareness campaigns
  2. Preventive events
  3. Workshops in highschoools
  4. Expert conferences



*Thank you for your attention!*

Vesna Marinko

Kotnikova 19a, Ljubljana

Email: [vesna.marinko@avp-rs.si](mailto:vesna.marinko@avp-rs.si)

[www.avp-rs.si](http://www.avp-rs.si)