



Working To Save Lives

Údarás Um Shábháilteacht Ar Bhóithre
Road Safety Authority



EMERGENCY SERVICES DRIVING STANDARD **in IRELAND**



The background of the slide is a blurred photograph of a Garda Síochána (Irish Police) car. The car is white with blue and yellow accents. Text on the car includes "GARDA SÍOCHÁNA" and "TRAFFIC CORPS". The car is moving, as indicated by the motion blur.

Frank McGill

ROAD SAFETY AUTHORITY

IRELAND

Introduction

- Explanation of what the Emergency Services Driving Standard (ESDS) is.
- Why is an Emergency Services Driving Standard needed.
- Structure of the Emergency Services Driving Standard.
- How the Emergency Services Driving Standard is assessed and by whom.
- The Irish Road Safety Strategy and the Emergency Services Driving Standard
- The Focus of Emergency Services Driving Standard and link to GDE
- Objectives of the Emergency Services Driving Standard.
- Conclusion

What is ESDS:

Emergency Services Driving Standard (ESDS)

Is the new driving standard which has been developed for Emergency Service Drivers in Ireland.

It is overseen by the Road Safety Authority (RSA).

Why is an Emergency Services Driving Standard needed?

To develop an excellent standard of driving that is an example to other road users.

Cooperation

Courtesy

Caution

**Create a culture of
safe and
responsible driving**

Structure of the Emergency Services Driving Standard

Level 1	Socially responsible driver
Level 2	Roadcraft-Methodical approach to driving.
Level 3	Driving vehicles under response situation.

How is the Emergency Services Driving Standard assessed and by whom.

The Standard will be assessed through:

- ☐ An online Theory Test
- ☐ A Practical Driving Assessment

The Irish Road Safety Authority are the overarching body with total responsibility for the theoretical, practical assessment and certification of Emergency Service Drivers.

The Irish Road Safety Strategy Action plan 2013 – 2020 sets out 144 actions for reducing serious injuries and reducing fatalities

Action 36

- Develop an Emergency Services Driving Standard and Syllabus for front line personnel required to drive emergency vehicles.

Action 37

- Develop, introduce and oversee the implementation of a driving standard, training syllabus and assessment process for emergency service drivers, and maintain a register of qualified drivers.

The Focus of Emergency Services Driving Standard and the direct link to the GDE Matrix



Objectives of the Emergency Services Driving Standard



What will the Emergency Services Driving Standard promote:

**Awareness of the necessity
to share the road in a safe
way**

**Willingness to accept
responsibility**

Ability to take precautions

**Ability to choose ways of
driving that reduces the risk
of collisions or incidents**

Attitude to risk

Conclusion: 1

Having Emergency Service Drivers trained and assessed to the Emergency Services Driving Standard will ensure that -

It will
improve
Road Safety

Drivers will
drive safely
during the
course of
their duties

It will
benefit
Drivers by
reducing
vehicle
related
incidents

It will help
other road
users

Conclusion: 2

Improved savings on fuel, tyres and spares

Maintenance and repairs will be reduced

Improved organisation image

Improved vehicle scheduling

***Reduced Insurance
premiums***

Reduction in lost time

***Claims
Reduced***

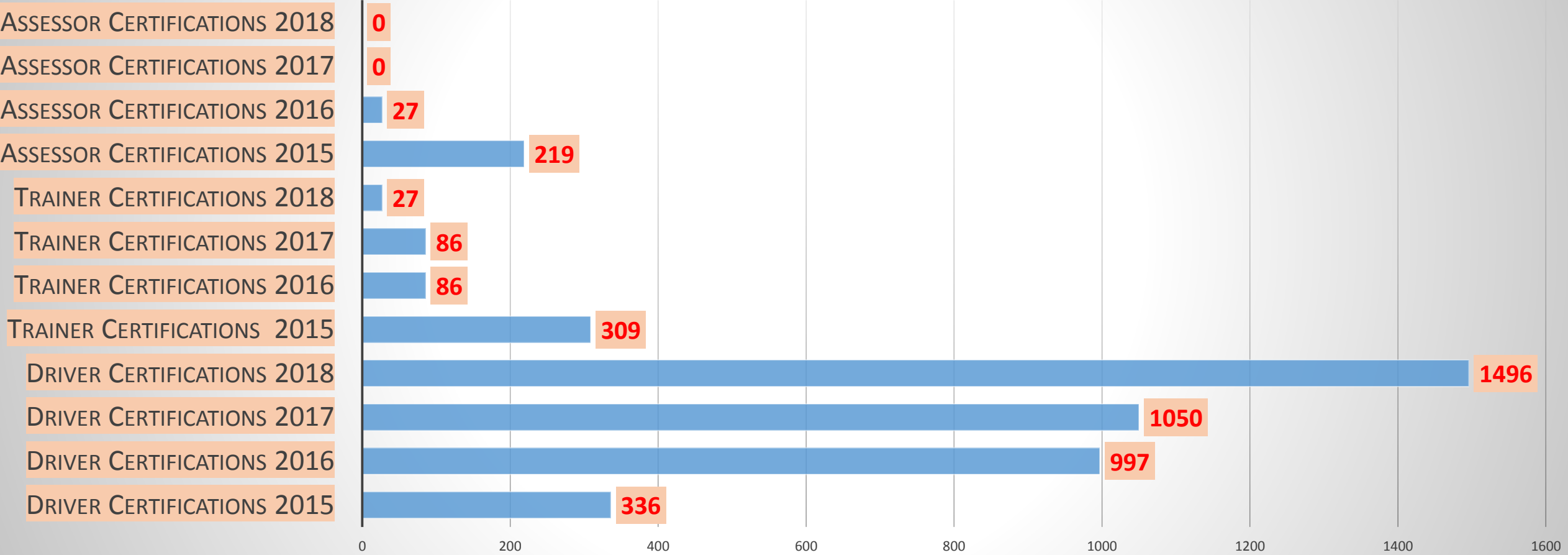
ESDS CERTIFICATIONS ISSUED

2015

2016

2017

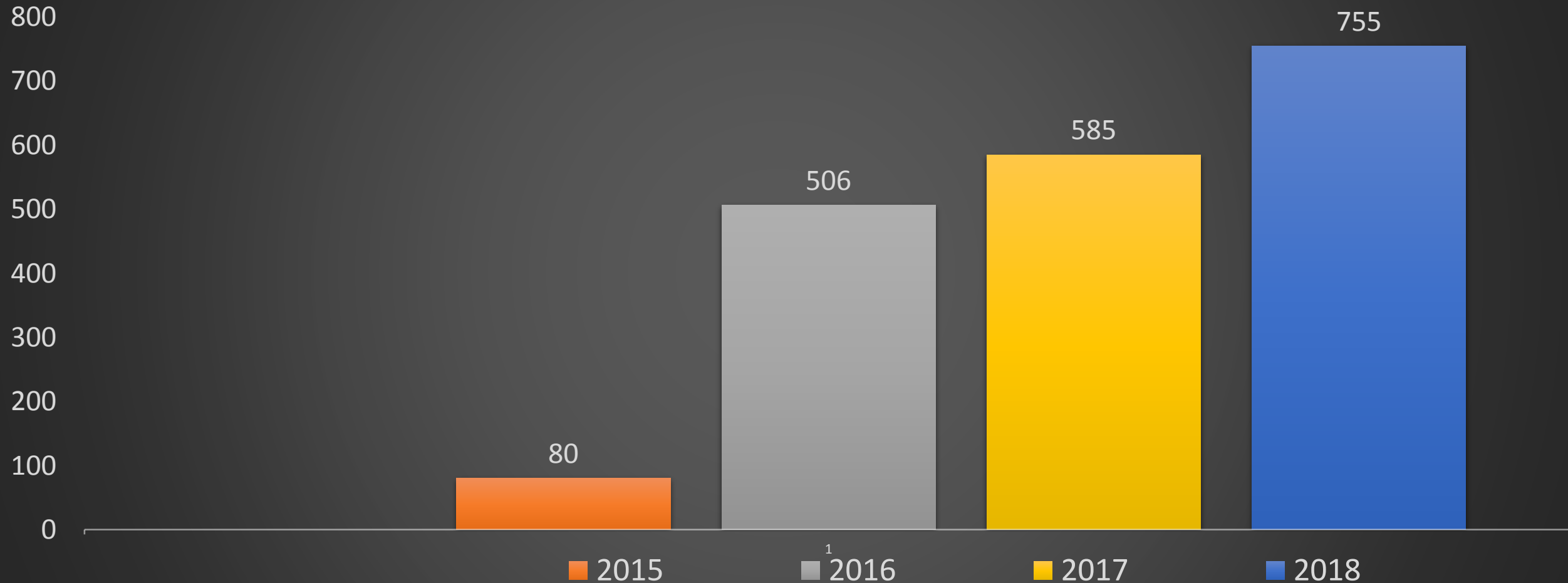
2018



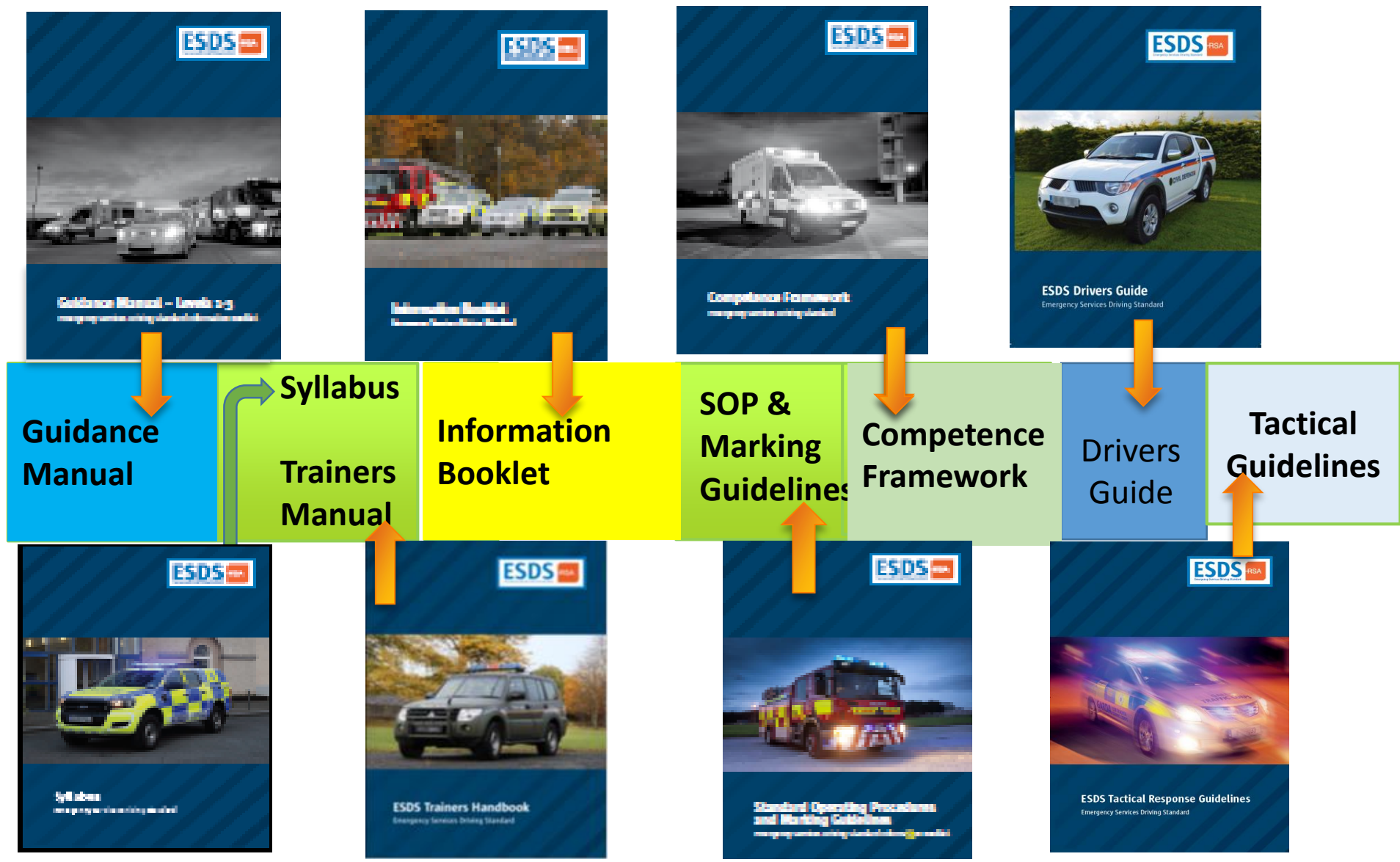
	Driver Certifications 2015	Driver Certifications 2016	Driver Certifications 2017	Driver Certifications 2018	Trainer Certifications 2015	Trainer Certifications 2016	Trainer Certifications 2017	Trainer Certifications 2018	Assessor Certifications 2015	Assessor Certifications 2016	Assessor Certifications 2017	Assessor Certifications 2018
Series1	336	997	1050	1496	309	86	86	27	219	27	0	0



Number of Individuals Certified as ESDS Drivers



ESDS publications



**The Safest Vehicle is the one
with the Safest Driver-**



A large blue scroll graphic with rounded corners and a vertical strip on the left side, resembling a rolled-up document.

THANK YOU