

European Transport Safety Council Praise Conference



Presentation by Jacqueline O'Donovan FCILT MCIWM SIIRSM
October 2016

O'Donovan Waste

Leading independent waste management company

85 HGV's and 160 staff



Waste

6 million HGV waste movements on UK roads



Statistics

- Between 2008 and 2013, 55 per cent of cyclist fatalities in London involved a heavy goods vehicle. A disproportionate number of these were construction vehicles. (CLOCS)
- In 2013, there were 6,092 crashes reported to the police involving at least one HGV in Great Britain, with 8,448 casualties. Of those casualties, 258 were fatalities. (DfT)



Commitment to Safety

Industry standards




Safety 2015 and Beyond

Cycling revolution



Compulsory Training

Practical Courses

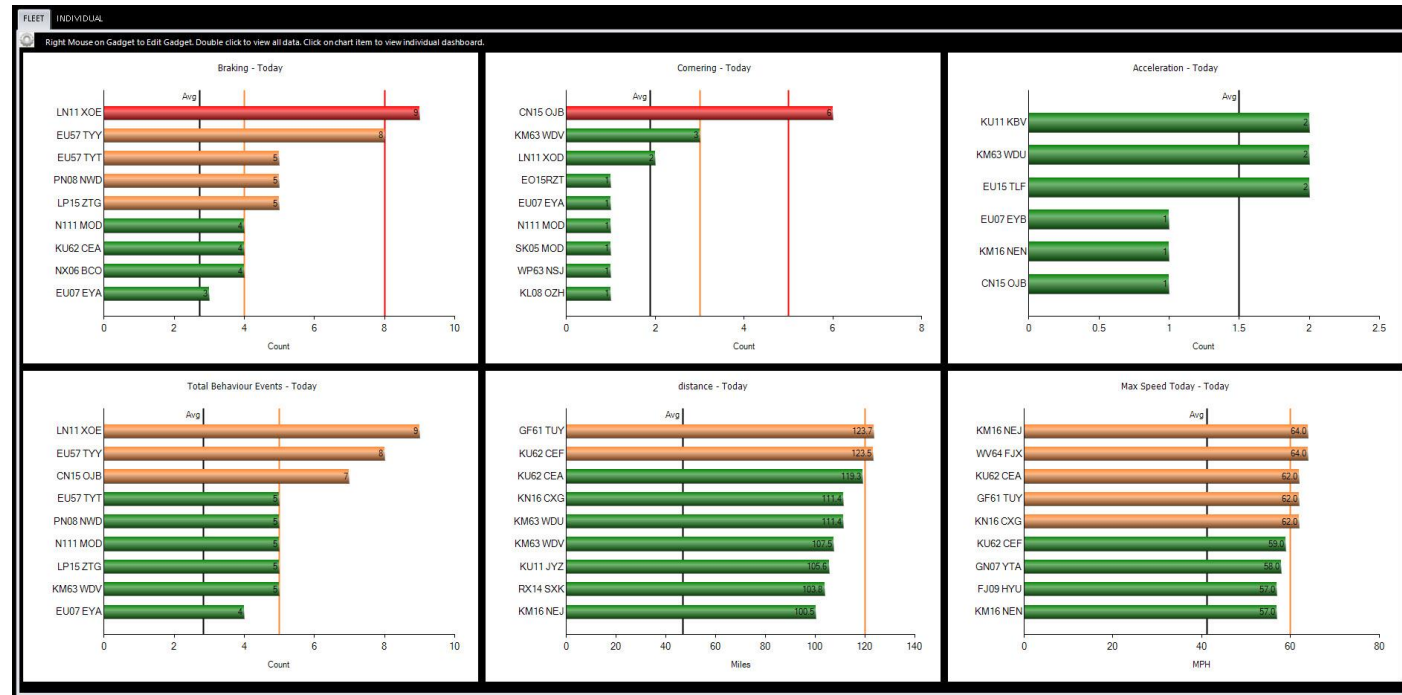


Training Plus


Reduced insurance premiums



Real time monitoring



Anti-idling Campaign



O'DONOVAN
WASTE DISPOSAL

Drivers Report


DRIVER NAME

X

IMPROVEMENT
NEEDED

The Company has invested in a Driver Behaviour upgrade on assist you, the driver, with the ever challenging London and South East roads. The report is to assist you and your driving style. The higher the improvement required.

In the report for the week-ending.....you scored the highest total in your category of vehicle across the five areas below in the following:



O'DONOVAN
WASTE DISPOSAL

Drivers Report

DRIVER NAME

↔

IMPROVEMENT
NEEDED

The Company has invested in a Driver Behaviour upgrade on the Telematics system to assist you, the driver, with the ever challenging London and South East roads. The report is to assist you and your driving style. The higher the score the bigger the improvement required.


In the report for the week-ending.....you scored very highly across the five areas below with particularly high scores in the following:

ACCELERATION	CORNERING	SPEEDING	IDLING
<input type="checkbox"/>	<input type="checkbox"/>	<input type="checkbox"/>	<input type="checkbox"/>

THAT YOU TAKE IMMEDIATE ACTION TO IMPROVE YOUR PERFORMANCE IN THESE AREAS

CONTINUE TO MONITOR YOUR DRIVING PERFORMANCE AND LOOK FOR AN IMMEDIATE IMPROVEMENT NEXT WEEK

Date:



O'DONOVAN
WASTE DISPOSAL

Drivers Report

DRIVER NAME

✓

WELL DONE

The Company has invested in a Driver Behaviour upgrade on the Telematics system to assist you, the driver, with the ever challenging London and South East roads. The report is to assist you and your driving style. The higher the score the bigger the improvement required.

In the report for the week-ending.....you achieved the lowest total score in your category of vehicle across the five areas with particularly low scores in the following:

ACCELERATION	BRAKING	CORNERING	SPEEDING	IDLING
<input type="checkbox"/>	<input type="checkbox"/>	<input type="checkbox"/>	<input type="checkbox"/>	<input type="checkbox"/>

WELL DONE ON YOUR DRIVING PERFORMANCE

Date:



Fleet Safety



Fleet Safety



Design



Sharing Best Practice

Mentor to others



Collaboration

- FORS
- CLOCS
- Trade associations
- Brake
- LCC
- Met Police




ID:000460



The Results

- Staff
- Insurance
- Carbon footprint
- Fuel consumption
- Vehicle Idling
- Driving events
- Sales



Our success

- Safer vehicles and operations
- Enhanced reputation
- Team spirit and pride
- Increased sales



Accreditations



Awards



The Chartered
Institute of Logistics
and Transport

FINALIST
CILT Annual Awards
for Excellence 2016



Thank you

