



Road Safety Unit

What's Happening on our Roads?

"Take heed of your speed!"
"Speed limits are not targets... drive accordingly!"
"Seatbelts front and back will save lives!"
BikeSafe... "motorcycles..."
Safety... "if you..."

Con O'Donohue, Superintendent,
Garda National Traffic Bureau.

Presentation -



- Work related collisions 2014
- Road traffic legislation –
Driving Licences, Insurance, Penalty Points.....
- Safe driver behaviour
 - Seatbelts, Mobile Phones, Speed, Drink Driving
 - Load securing, Managing activities on the road, Fatigue





Work related collisions 2014

- Fatal collisions:
40 (22%) \geq 1 person working
- Serious injury collisions:
84 (24%) \geq 1 person working
- Non-serious injury collisions:
1,130 (23%) \geq 1 person working






Driving Licence

Do you know?

- Categories of vehicle covered
- Period of the licence
- Limitations on the licence





Insurance

- Policy Holder
- Period of cover
- Limitations as to use
- Persons, or Classes of Persons, whose liability is covered
- Vehicles, or Classes of Vehicles, the use of which is covered
- Drivers, or Classes of Drivers, whose driving is covered



Penalty points / disqualifications



What is the policy –

- Fixed charge notices received?
- Driver has penalty points?
- How would you know if a driver is disqualified from driving or gets penalty points?

GET THE POINT!
NOT THE POINTS!

Seatbelts



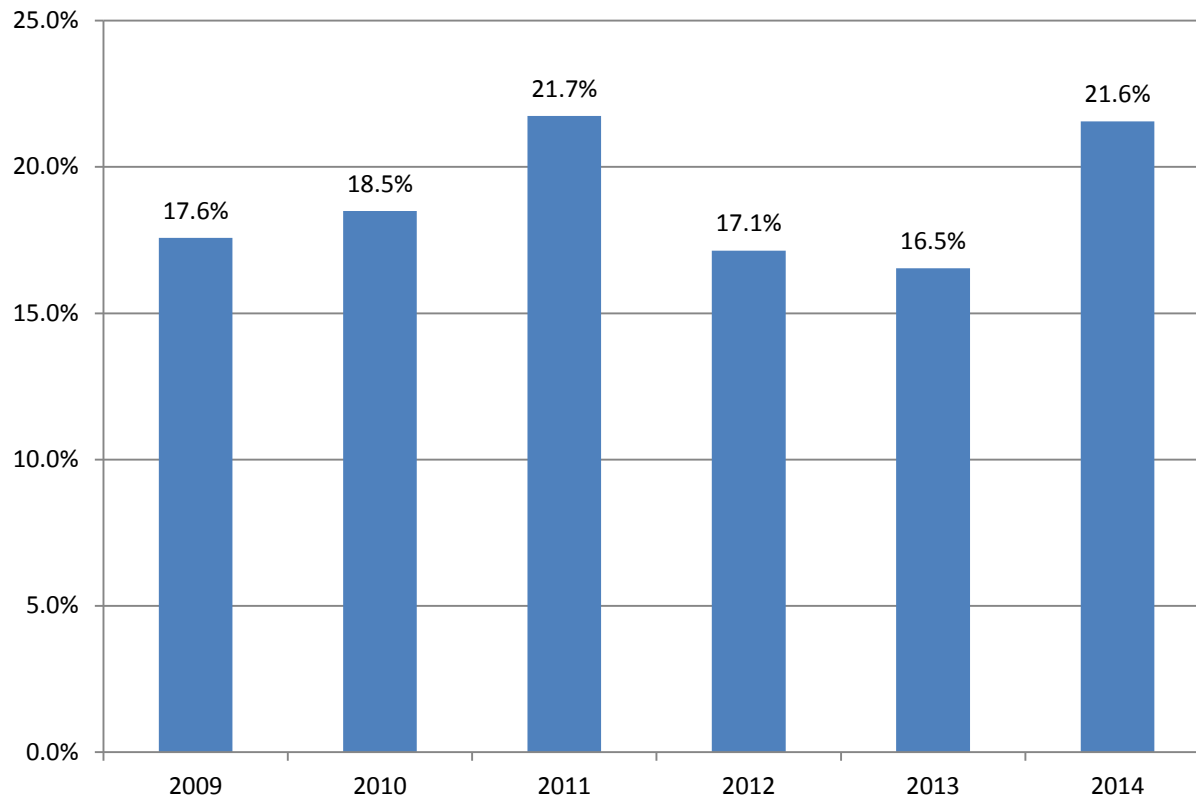
- Legal requirement to wear a seatbelt
(SEATBELTS SAVE LIVES)





No seatbelt

- No seatbelt fatalities - (% of total driver / passenger fatalities)



Mobile phones




- Holding a mobile phone while driving
- Texting / surfing, etc.
- Hands-free
- **DISTRACTION**



Speed limits



- SPEED KILLS
- Speed limits are not targets





Speeding

Compliance (safety camera zones) April '14 - March '15

Speed Limit	Vehicles Monitored	% Compliance
50	3,208,432	98.02%
60	2,827,483	98.82%
80	4,990,823	99.57%
100	13,743,488	99.66%
120	61,219	96.82%
Total	24,831,445	99.33%

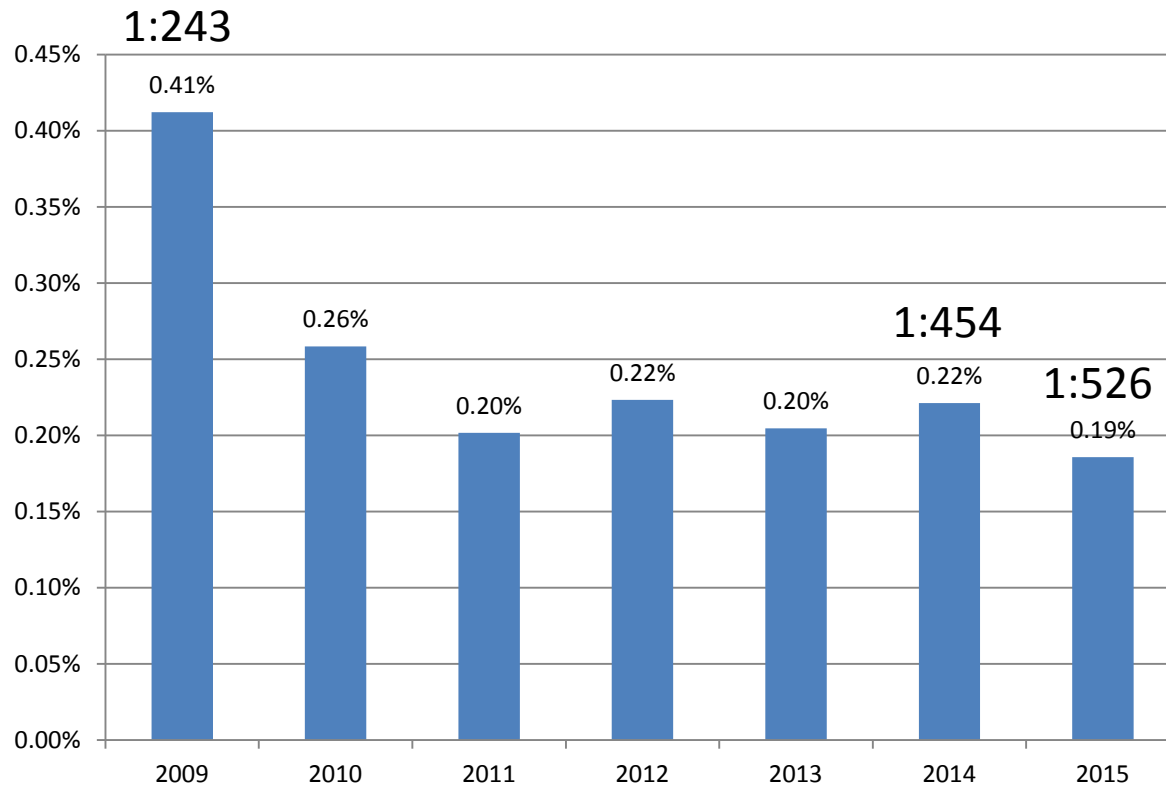
Reduction in Fatalities – 30% to 17%



Drink Driving

- MAT checkpoints

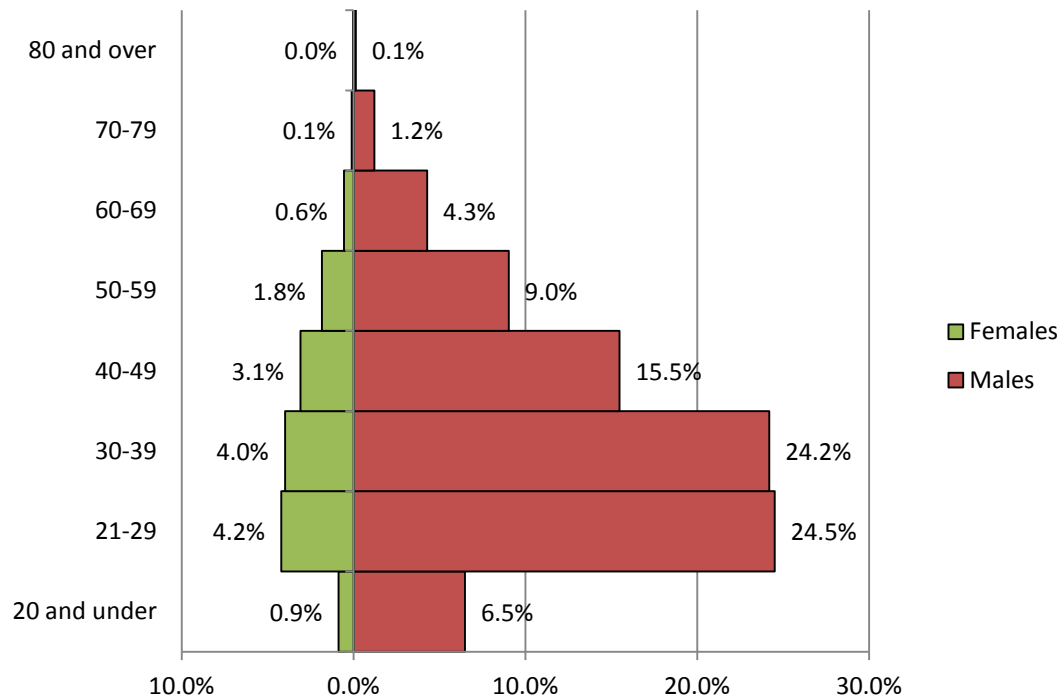
% Test positive or refused test (1:526)





Drink Driving

- Offender profile -
 - 55.2% under 40 (25.3% licence holders)
 - Males u40 = 6 x Females u40 (23.1% licence holders)



Load Securing



- Don't forget to secure the load



Safe driver behaviour -



managing activities on the road

- How do you know who was driving?
- Do you know who the passengers are?

Safe driver.....



- Vehicle Maintenance



- CRW

- NCT

ANPR 8th July 2015

Safe driver.....



- How do you monitor compliance on the road?

- Technology
- Supervision



- What happens in the event of a collision? Reporting - Blame / No blame

Safe driver.....



- Work schedules / journey planning

- Fatigue



Thank You

