


Drink-Driving in the European Union

SMART Finland
Helsinki, 5th of October 2017

ETSC

- ✓ **A science based approach to road safety**
- ✓ **Secretariat in Brussels**
- ✓ **60 member organisations from across Europe**
- ✓ **More than 200 experts contributing to ETSC's work**
- ✓ **The European Commission, Member Organisations, Member States and corporate sponsors are funding our work**

ETSC NETWORK





Road Safety Performance Index (PIN)

Ranking EU countries' performances

Monitoring EU transport safety policy

SMART



SOBER MOBILITY ACROSS ROAD TRANSPORT



SAFE & SOBER



iSAFER

INTELLIGENT SPEED ASSISTANCE FOR EUROPEAN ROADS



PRAISE

Work-Related Road Safety



IMPROVING POST-COLLISION RESPONSE AND EMERGENCY CARE IN EUROPE



DRUG DRIVING



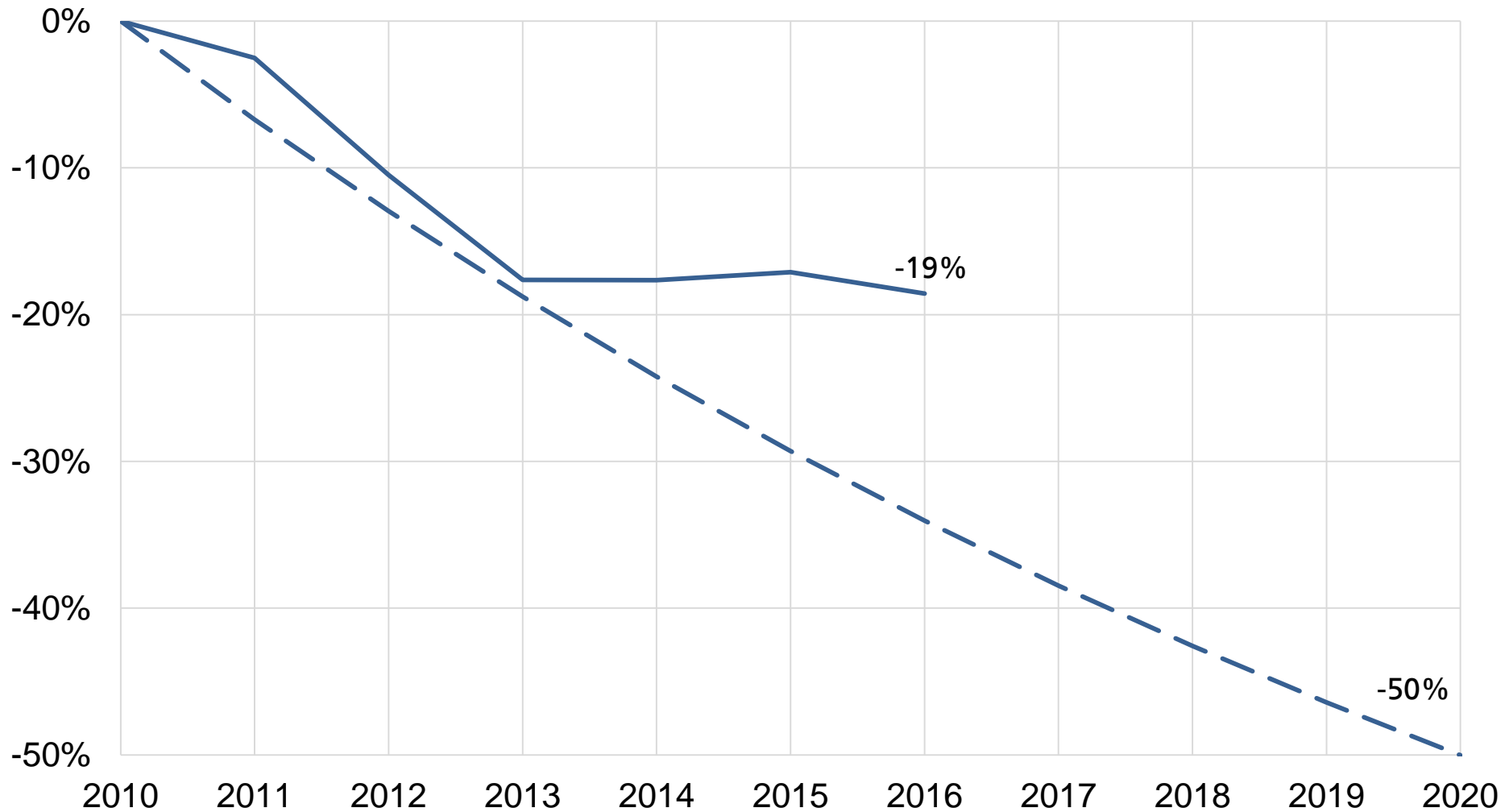
**2014-2016
bad years
for road
safety**

25,684

people died in
road traffic in the
EU in 2016

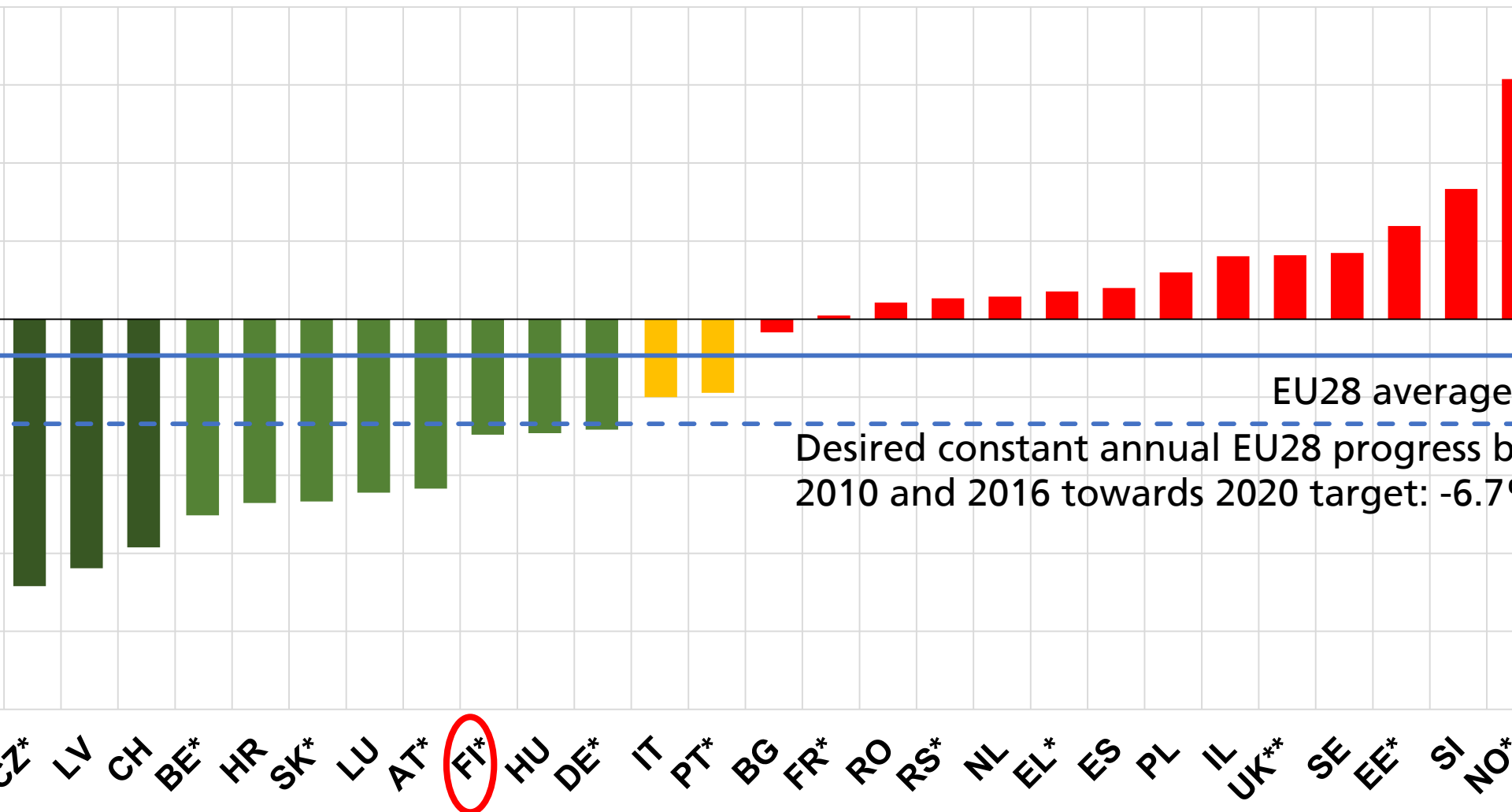
CHANGE IN ROAD DEATHS (%)

2010-2016



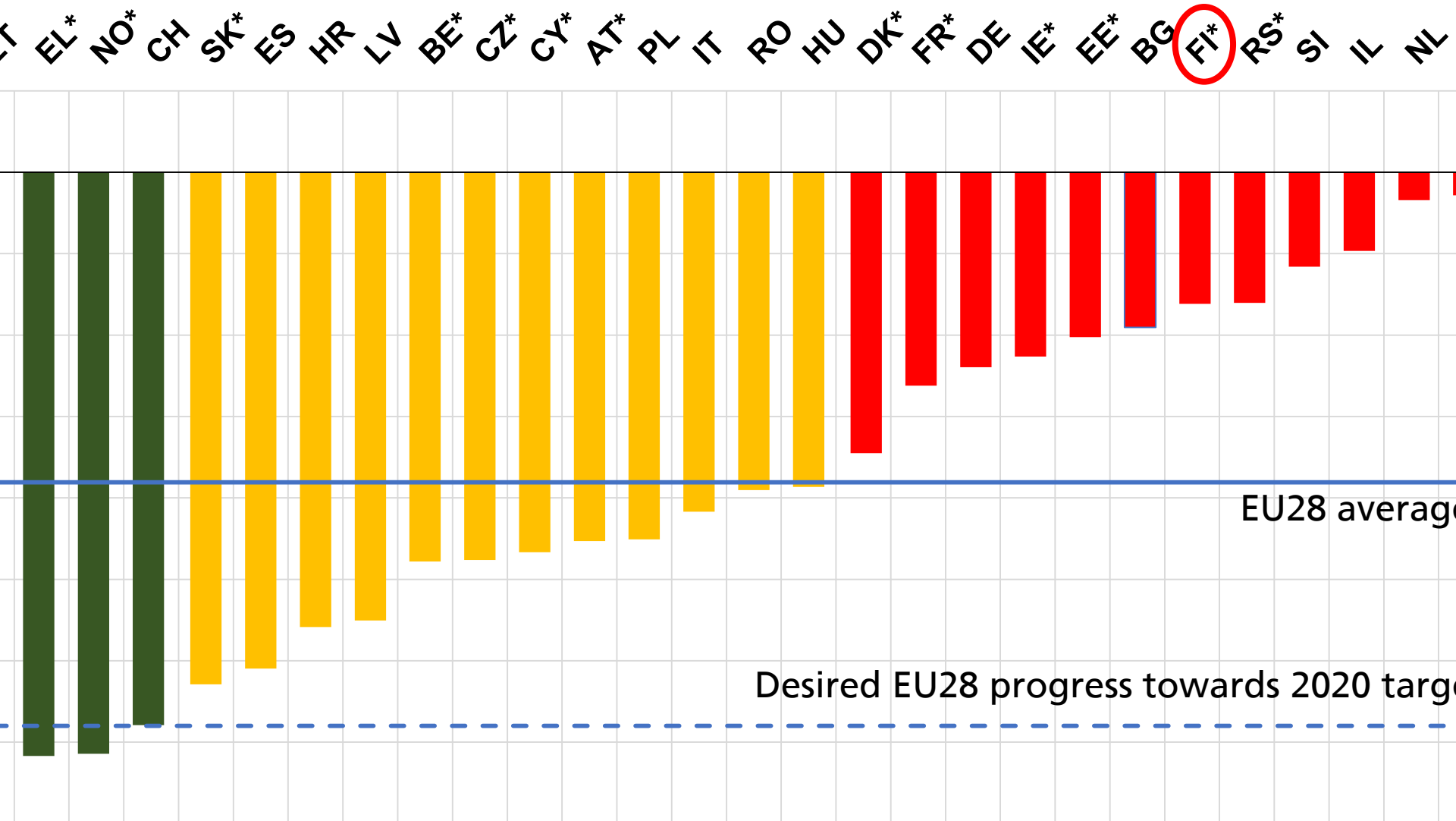
CHANGE IN ROAD DEATHS (%)

2015-2016

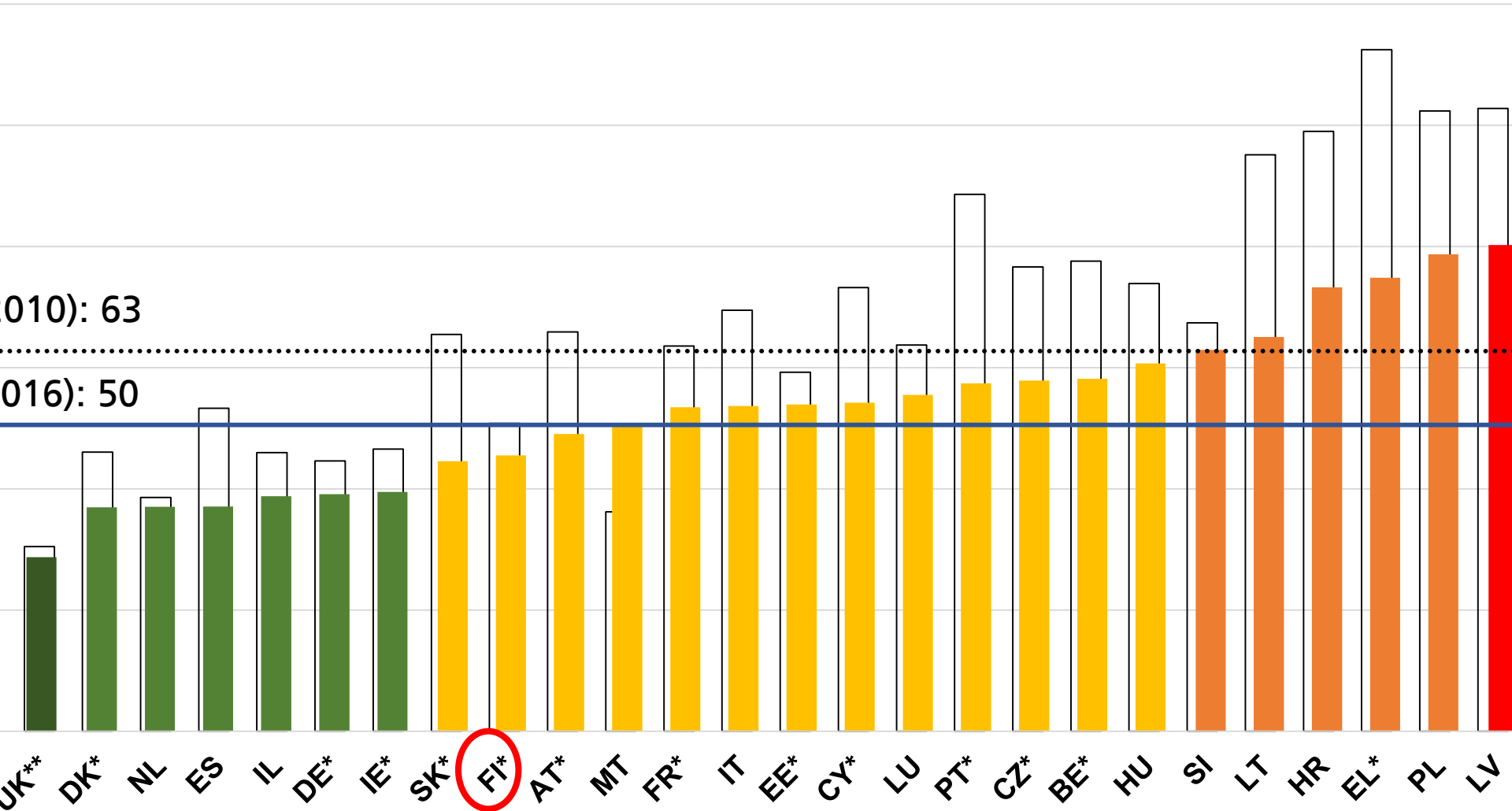


CHANGE IN ROAD DEATHS (%)

2010-2016



ROAD DEATHS PER MLN. INHABITANTS IN 2016 and 2010



135,000

seriously injured in road traffic
in the EU in 2014 according to
MAIS3+ definition

Drink-driving in the EU

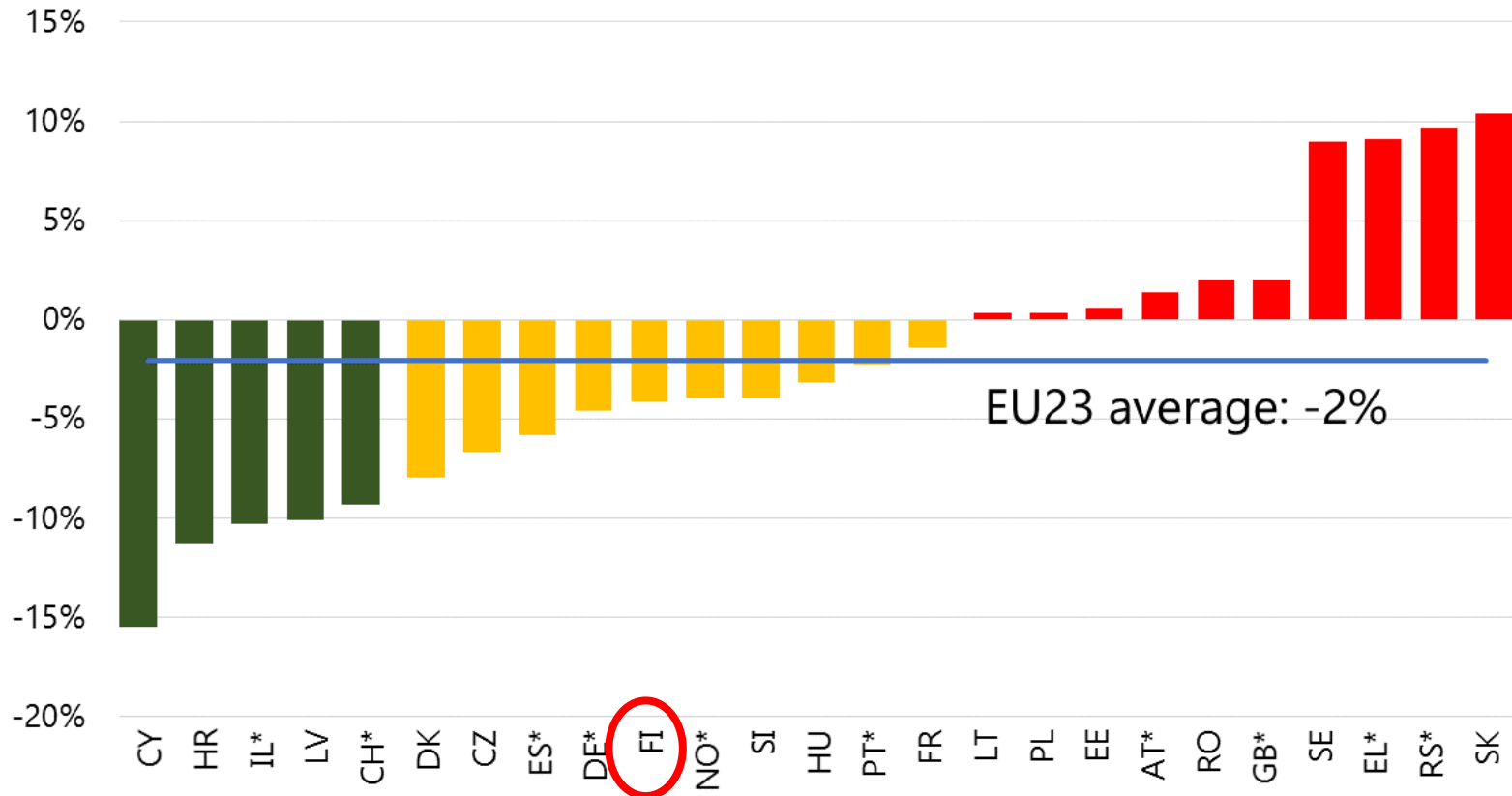
While the dangers linked to drink driving are fairly well understood, the phenomenon is still widespread in the EU:

- Up to 1.5 - 2% of Km driven in the EU are driven with an illegal Blood Alcohol Concentration
- According to the SARTRE survey, 31% of car drivers in Europe reported to have driven after consuming some amount of alcohol.
- Alcohol related crashes are the leading cause of death in the age group 16-25



Progress in tackling drink driving 2001-2015

Difference between the average annual percentage change in deaths attributed to drink driving and corresponding change in other road deaths



Drink Driving checks / 1000 inhabitants

| | 2015 | 2014 | 2013 |
|-----------------|------------|------------|------------|
| Estonia | 677 | 572 | 470 |
| Poland | 466 | 405 | 234 |
| Finland | 279 | 286 | 149 |
| Austria | 189 | 214 | 209 |
| Slovenia | 156 | 186 | 184 |
| Greece | n/a | 166 | 163 |
| France | 152 | 164 | 160 |
| Hungary | 135 | 124 | 121 |
| Cyprus | 135 | 138 | 146 |
| Sweden | 130 | 205 | 234 |
| Romania | 72 | 73 | 75 |
| GB | n/a | 11 | 12 |



Not available in
Belgium
Czech Rep.
Germany
Denmark
Croatia
Luxembourg
Latvia
Netherlands
Slovakia

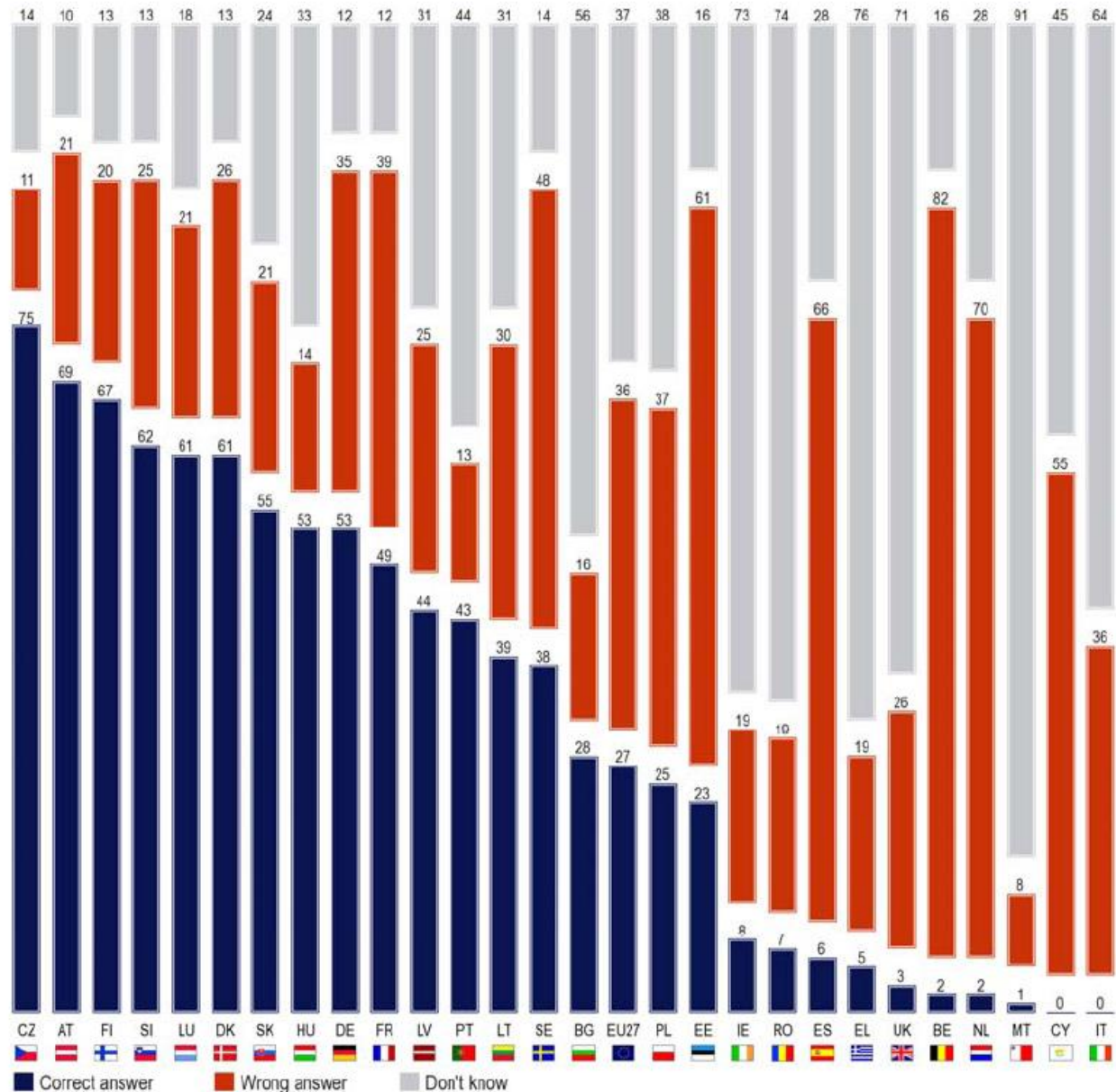
BAC limits across the EU

- An increasing number of countries are lowering their BAC limits to be in line with EU recommendation 2001 on maximum BAC legal limit
- 18 EU countries apply lower BAC for novice drivers (0.0 – 0.2)
- 18 EU countries apply lower BAC for professional drivers (0.0 to 0.2 BAC)

| | Standard BAC | BAC Commercial drivers | BAC Novice Drivers |
|----------------------|--------------|------------------------|--------------------|
| Austria | 0.5 | 0.1 | 0.1 |
| Belgium | 0.5 | 0.2 | 0.5 |
| Bulgaria | 0.5 | 0.5 | 0.5 |
| Cyprus | 0.22 | 0.22 | 0.22 |
| Czech | 0.0 | 0.0 | 0.0 |
| Denmark | 0.5 | 0.5 | 0.5 |
| Estonia | 0.2 | 0.2 | 0.2 |
| Finland | 0.22 | 0.22 | 0.22 |
| France | 0.5 | 0.5 (0.2 bus drivers) | 0.5 |
| Germany | 0.5 | 0.0 | 0.0 |
| Greece | 0.5 | 0.2 | 0.2 |
| Hungary | 0.0 | 0.0 | 0.0 |
| Ireland | 0.5 | 0.2 | 0.2 |
| Italy | 0.5 | 0.0 | 0.0 |
| Latvia | 0.5 | 0.5 | 0.2 |
| Lithuania | 0.4 | 0.2 | 0.2 |
| Luxembourg | 0.5 | 0.2 | 0.2 |
| Malta | 0.8 | 0.8 | 0.8 |
| Netherlands | 0.5 | 0.5 | 0.2 |
| Poland | 0.2 | 0.2 | 0.2 |
| Portugal | 0.5 | 0.5 | 0.5 |
| Romania | 0.0 | 0.0 | 0.0 |
| Slovakia | 0.0 | 0.0 | 0.0 |
| Slovenia | 0.5 | 0.0 | 0.0 |
| Spain | 0.5 | 0.3 | 0.3 |
| Sweden | 0.2 | 0.2 | 0.2 |
| UK (except Scotland) | 0.8 | 0.8 | 0.8 |

Awareness needs to be reinforced

- On average only 27% of respondents knew the legal BAC limit
- 36% gave a wrong answer
- 37% did not know



Eurobarometer, Oct. 2010

Recommendations to:

Member States :

- Zero tolerance
- Minimum targets for alcohol checks
- Systematic breath-testing in all Police checks
- Rehabilitation programmes for DUI offenders and higher penalties to address recidivism
- Campaigns raising awareness of drink-driving risk
- Alcohol interlocks to repeat offenders and professional drivers



Drink Driving: Towards Zero Tolerance

ETSC

EU:

- Zero tolerance for commercial and novice drivers
- Adoption of standardised definitions of alcohol-related collisions
- Uniform standards for alcohol interlocks in Europe
- Legislate for a consistently high level of reliability of alcohol interlock devices
- Legislate their use for professional drivers

FIND OUT MORE

www.etsc.eu



 [@etsc_eu](https://twitter.com/etsc_eu)

ALCOHOL INTERLOCKS AND DRINK DRIVING REHABILITATION IN THE EUROPEAN UNION




Best practice and guidelines for Member States

Drink Driving: Towards Zero Tolerance



Interlocks in the EU

December 2014

-  Voluntary use or trial
-  Law in preparation
-  Law adopted

